

Remote Diagnostics Tool (RDT)

Overview:

Desktop Administrators and Helpdesk staff will benefit from using this tool. No Installation is required. Free fully functional Product.

This remote diagnostics tool (RDT) was designed and written to aid in the diagnostics and overall investigation of a remote PC whilst it is on a corporate network, without interrupting the user in their daily work.

The tool was originally designed as a replacement to a few different well-known script tools like the “SCCM Client tools” and “Dameware” as we were not allowed to use them on the corporate network anymore. “They were too intrusive” and not secure enough!

The aim of interrogating information from the PC like: SCCM execution reports and Installed software lists was the main key but the tool seems to have grown much larger than first anticipated and it now does many other helpful functions as they were requested by people over the years.

Please make sure you are allowed to use this tool on your domain and have read this help file and the disclaimer at the bottom of this file thoroughly before continuing!

This tool Encrypts every “Windows management connection” it makes with packet.privacy and every “Powershell connection” it makes, so your “Admin Credentials” stay safe across the network.

This tool was written in VB.Net which requires .NET 4.0 to be on the running Administrators PC (or server) where the tool is being run from. Windows 8/10/11 or Server 2012/2016/2019 has this by default. This tool supports Microsoft Windows OS only.

Any feedback good or bad welcome: Please email RemoteDiagnosticsTool@outlook.com. Improvements and refinements are always being made. Please check the web for a copy of the latest version which may just have the fix or added information you requested already.

Donations Welcome Via Paypal: We can accept Visa / Mastercard etc...




















Thank you for your support. I hope this tool aids your daily remote working and Administration tasks.



Main tool functions:

The tool has been split into many tabs and buttons to ease use of functions as can be seen when launched.

When you launch this tool you will be defaulted to the Main screen once you have entered your required domain login details.

Main connection screen for Adding / Removing / Pinging / Connecting to a PC and to be able to interrogate it. **(Right Click in left panel)**

-  = Pinged Online.
-  = Not Pingable.
-  = Resolved IP via DNS and connected to retrieve logged on Users and PC name compare check.
-  = Resolved IP via DNS but failed to connect to WMI or PC
-  = Not Resolved IP via DNS
-  Change your connecting username and password and domain information.
-  Force a restart of the remote PC.
-  Open the \\ Remote PC \ C\$ drive in one click.
-  Check the Antivirus version and status of the remote PC.
-  Defrag the remote PC C Drive.
-  Open the Eventlog of the remote PC.
-  Gather information about Microsoft's APP-V client if installed on the remote PC, Version 4.x and 5.x
-  Connect to Microsoft's built in "Manage Computer" settings of the remote PC.
-  Open the Microsoft "registry editor" so you can connect to the remote PC registry.
-  NLTest what logon server the Remote PC used at logon.
-  NSLookup machine IP addresses list (Sometimes laptops and tablets have multiple) you can use the IP to connect too.
-  Connect to a Microsoft "PowerShell session" on the remote PC.
-  RDT registry Editor, Shows HKLM and HKCU (of the logged-on user selected on the HOME.)
-  Run a Microsoft "RDP connection" to the remote PC.

-  Start-up List viewer: gives an overview of all starting actions on the remote PC (Run / Shell / network / print).
-  Task Schedule allows you to connect to a remote PC and see what scheduled tasks are setup.
- You Can also run any command specified directly on the remote PC if required. Just enter the command e.g. CMD.EXE /C Del /F /Q C:\temp*.*
- “Shadow Desktop” Button is used to ask a user if you can view their desktop session, so they can show you errors and issues. (MSTSC)

Info

gives general detailed information that used to be displayed.

Interrogates these features:

- *Get basic pc details: (Includes site, Internet Explorer version, JAVA version that is currently plugged into IE, domain, Hardware driver versions for video and network cards, memory and OS values, Etc.*

AD

Readonly - shows All AD Users and Computers – shows All AD Groups – shows selected Group members.

DISK

when connected to a PC via **right-click “connect >”** button, you can use the DISK tab to interrogate further the partitions and what actual disks are installed on the PC. Check what free space is available. In addition, you can choose to move the swap file to the D or E partition if the space is low on c partition. **(NOTE: there is no disk space checking done for the swap file move, if you try to move the swap file to the D partition that doesn't exist you could make the machine NON-bootable, use with caution!)**

DOTNET

Once connected to a PC via right-click “connect >” button, you can use the .NET tab to list any “DotNET Core” or “DotNET Framework” versions installed on the PC.

Execute

Use this tab to connect to a server share and install (or remove) a package. There are 2 methods that can be used on this tab. 1) Powershell run without a drive letter needed. Copies file to machine (Robocopy) then runs the install locally.

2) Powershell run with a drive letter of choice. Copies file locally (WMI) and then installs locally.

(Setup.exe /s) or package script (install.bat) or (mytestscript.vbs) or (msiexec.exe xxxx.msi /qn) etc can be used.

NOTE: The A: drive mapping is used here by default (can be changed) while it performs the actions.

Please wait for the install / remove to happen, a visible indicator runs whilst these actions are performed.

Note: User messages and pop-ups will halt the install or removal routines. Make sure there no pauses or pop-up messages in the routines. Make sure the routines are "NOT" user interactive before running them.

Please make sure there is enough disk space for these actions before performing them. Be Warned!

FType

when connected to a PC via **right-click "connect >"** button, you can use the file types tab to list the machines file types.

Groups

when connected to a PC via **right-click "connect >"** button, you can use the GROUPS tab to list the local groups and add domain groups to local groups / Add local user etc...

Installed

You can use the INSTALLED tab to list the installed software on the PC (same as ADD/REMOVE programs). You can remove selected software from here by the way of a push of a button. Also shows hidden software not listed usually (MSI removal only). Use Install / Remove tab to run package Installs / removals or scripts etc.

KB-Installed

Once connected to a PC via right-click "connect >" button, you can use this tab to list any "other hotfixes" or "Microsoft KB Patches" installed on the PC and when they got there. Uninstall any KB selected (Win7 or newer only).

KB-Missing

Once connected to a PC via right-click "connect >" button, you can use this tab to list any "missing hotfixes" or "Microsoft KB Patches" needed on the PC. This takes a minimum of 2 minute to run so please be patient!

MBSA

Once connected to a PC via right-click "connect >" button, you can use the MBSA tab to run a "Microsoft Baseline Security Analyzer" report to see if the remote computer is missing any security updates for products or the operating system. This is done with the help of the file "Scan-UpdatesOffline.zip" (Available from the RDT website) which contains

the following files : **wsusscn2.cab** from Microsoft and the modified file **Scan-UpdatesOffline.ps1** from Microsoft to work with RDT specifically.

MSI

Once connected to a PC via right-click “connect >” button, you can use the MSI List tab to remove a selected MSI.

Processor

shows a snapshot in time (via perf counters) of CPU usage of the remote PC. (Note: Click the button to manually refresh the list.)

Profiles

Provides details for profiles in use and their sizes. Profile deletion is also available like in AdvancedSystemSettings.

Reboot?

Added a reboot detection tab to help see if a reboot is needed on the remote PC.

SCCM

when connected to a PC via right-click “connect >” button, you can use the SCCM tab to find out what SCCM jobs have been run on the remote PC, trigger a “client action task” and many other SCCM tasks including the re-running of an Advert (Machine based or User based).

Execution History provides a list of tried Executions whilst the Advertisements tab provides what packages have been downloaded to the PC. View running SCCM tasks and Client information.

Added SCCM Remote Commands tab to allow remote trigger of the SCCM client inventory tasks. (PowerShell and WMI)

Added SCCM patch KB-missing tab to detect missing SCCM applied patches.

Added SCCM patch KB-Installed tab to detect Installed SCCM applied patches.

Services

when connected to a PC via right-click “connect >” button, you can use the SERVICES tab to start / stop / set to manual / set to automatic and Delete services on the remote PC. (Use caution when using the Delete Services button as this will delete a service permanently).

Task-Manager

when connected to a PC, you can use the TASK MANAGER tab to list the processes running on the remote PC (via WMI). You can also kill a remote process if required. (Handy for looking to see if the user is running word2010 or excel2003)

User

shows the logged on “users” printers, what network drives they have connected and ODBC Connections the user has setup. Also shown is what keyboard layout they are currently using. Select the user via the “User selection on Begin page”.

WIM 3rd Party Drivers shows the non-Microsoft drivers installed on the remote computer

WIM OptionalFeatures shows the Windows OS Features that are currently installed and that they are Enabled or Disabled.

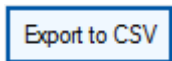
PXE

this is for 1E Nomad and PXE agent diagnostics information.





Print Screen Button

this button will take a snapshot of the RDT application screen when clicked. (alt print)

A rectangular button with a blue border and the text "Export to CSV" in blue.

is seen on many pages and can be used to generate an excel export of the tabled information on the page selected. This file is usually saved in a file called %appdata%\export.xls

Example screen shots >

**Enter your desktop administrator account details or
use the tick box to use your current logged on user**

☐ Use logged on user account credentials

USERNAME >

PASSWORD >

DOMAIN >

Enter Application

Note: to use the “logged on Users” details tick the box provided at launch.

COMPUTER LIST

DC01
DC02CORE
GEGEGEG
MECM
PPPPPPPPPP
TTT
TTT)))OOPP
WIN10X21H2
WIN11X64ENT
WIN7X64ENT
WIN7X64PACKAGE
WINX21H2
WINX64ENT22H2
WINX64ENT22H2-2
WINX86ENT22H2
ZZZZZOoooo

RD - Remote Diagnostics Tool

4.0.36

Home AD Info Disk DotNet Execute FType Groups Installed Software KB-Installed MBSA MSI Proc Usage Profiles Reboot? SCCM Services StoreApps Te

WINX64ENT22H2

10.0.0.109

Connected

Restart PC ?

Login Credentials

Connected to > WINx64Ent22H2

Get Email

User (s) > ad\test4 = SessionID 2

Get Phone

Shadow Desktop (Select a user with a session number) (Asks Perm User)

Get Mobile

Start Time ?

Helpdesk No. >

Save helpdesk details

Helpdesk Details >

Delete helpdesk details

\\ RemotePC \ C\$

Check Anti-virus Software

Remote Defrag C: Drive

Microsoft Eventlog

Gather APPV Details

Microsoft Manage Computer

Microsoft Registry Editor

What Logon Server (User)

NS lookup (Resolve IP)

Microsoft Task Scheduler

RDT Registry Editor

Microsoft RDP (As - Admin)

Remote Powershell > As You

Start-up Items

File Version finder

P\$ command to run on remote PC > Get-PSDrive

< Invoke Command (P\$)

Command to run on remote PC > CMD.EXE /C Del C:\Windows\Temp*.*/F /Q

< Run Command (WMI)

COMPUTER LIST

DC01
DC02CORE
GEGELEG
MECM
PPPPPPPPPP
TTT
TTT)))OOPP
WIN10X21H2
WIN11X64ENT
WIN7X64ENT
WIN7X64PACKAGE
WINX21H2
WINX64ENT22H2
WINX64ENT22H2-2
WINX86ENT22H2
ZZZZZO00000

RDT - Remote Diagnostics Tool

4.0.32

Home AD Info Disk DotNet Execute FType Groups Installed Software KB-Installed MBSA MSI Proc Usage Profiles Reboot? SCCM Services StoreApps Te

Access Control Assistance Operators
Account Operators
Administrators
Allowed RODC Password Replication Group
Backup Operators
Cert Publishers
Certificate Service DCOM Access
Cloneable Domain Controllers
Cryptographic Operators
Denied RODC Password Replication Group
DHCP Administrators
DHCP Users
Distributed COM Users
DnsAdmins
DnsUpdateProxy
Domain Admins
Domain Computers
Domain Controllers
Domain Guests
Domain Users
Enterprise Admins
Enterprise Key Admins
Enterprise Read-only Domain Controllers
Event Log Readers
External Trust Accounts
Forest Trust Accounts
Group Policy Creator Owners
Guests
Hyper-V Administrators
IIS_IUSRS
Incoming Forest Trust Builders
Key Admins
Network Configuration Operators
OpenSSH Users
Performance Log Users
Performance Monitor Users
Pre-Windows 2000 Compatible Access
Print Operators
Protected Users
RAS and IAS Servers
RDS Endpoint Servers
RDS Management Servers
RDS Remote Access Servers
Read-only Domain Controllers
Remote Desktop Users

Remote Management Users
Replicator
Schema Admins
Server Operators
Storage Replica Administrators
System Management
Terminal Server License Servers
TESTGROUP1
TESTGROUP2
TESTGROUP3
Users
Windows Authorization Access Group

List All Users & Computers in local Active Directory

List All Groups in local Active Directory

List Users in Selected Group






Domain Admins

COMPUTER LIST


DC01
DC02CORE
GEGEGEG
MECM
PPPPPPPPPP
TTT
TTT)))OOPP
WIN10X21H2
WIN11X64ENT
WIN7X64ENT
WIN7X64PACKAGE
WINX21H2
WINX64ENT22H2
WINX64ENT22H2-2
WINX86ENT22H2
ZZZZZOOOOOO

RD - Remote Diagnostics Tool

4.0.36



Home AD Info Disk DotNet Execute FType Groups Installed Software KB-Installed MBSA MSI Proc Usage Profiles Reboot? SCCM Services StoreApps Te

 **WINX64Ent22H2**
10.0.0.109

[Display Main Info](#)[Display BIOS Info](#)[Display Video Info](#)[Display NIC Info](#)[Display Audio Info](#)[HP Bios](#)[Export to CSV](#)


Name	WINX64ENT22H2
Part of a Domain	Yes
Domain	ad.sccm.com
Workgroup	
GPO Site Name	Default-First-Site-Name
Netlogon Site Name	Default-First-Site-Name
Product Name	Microsoft Windows 10 Enterprise
Version	10.0.19045.5737
System Type	x64-based PC
EncryptionLevel	256
Model	Virtual Machine
Processor Name	13th Gen Intel(R) Core(TM) i7-13700KF
Processor Architecture	AMD64
OS Architecture	64-bit
OS Language	2057
TotalPhysicalMemory	4293861376
Manufacturer	Microsoft Corporation
Install Date	28/11/2024 12:57:52
Internet Explorer version	11.3636.19041.0

Information : Java version 10. x = 1.7 & Java version 11.x = 1.8

COMPUTER LIST

DC01
DC02CORE
GEGEGEG
MECM
PPPPPPPPPP
TTT
TTT)))OOPP
WIN10X21H2
WIN11X64ENT
WIN7X64ENT
WIN7X64PACKAGE
WINX21H2
WINX64ENT22H2
WINX64ENT22H2-2
WINX86ENT22H2
ZZZZZOOOOO

HomeADInfoDiskDotNetExecuteFTypeGroupsInstalled SoftwareKB-InstalledMBSAMSIProc UsageProfilesReboot?SCCMServicesStoreAppsTe

 **WINx64Ent22H2**
10.0.0.109

Display Main Info

Display BIOS Info

Display Video Info

Display NIC Info

Display Audio Info

HP Bios

Export to CSV

Bios System Manufacturer	Microsoft Corporation
Bios System Product Name	Virtual Machine
Bios Vendor	Microsoft Corporation
Bios Version	Hyper-V UEFI Release v4.1
Bios Release Date	09/04/2024
WMI - Bios System Manufacturer	Microsoft Corporation
WMI - Bios System Product Name	Hyper-V UEFI Release v4.1
WMI - Bios Serial Number	4381-1557-2030-3532-2512-5903-18
WMI - Bios Version	Microsoft Corporation
WMI - Bios Release Date	20240904000000.000000+000

Information : Java version 10. x = 1.7 & Java version 11.x = 1.8

COMPUTER LIST

DC01

DC02CORE

GEGELEG

MECM

PPPPPPPPPP

TTT

TTT)))OOPP

WIN10X21H2

WIN11X64ENT

WIN7X64ENT

WIN7X64PACKAGE

WINX21H2

WINX64ENT22H2

WINX64ENT22H2-2

WINX86ENT22H2

ZZZZZO00000

WINx64Ent22H2

10.0.0.109

Display Main Info

Display BIOS Info

Display Video Info

Display NIC Info

Display Audio Info

HP Bios

Export to CSV

Video Adapter	Microsoft Remote Display Adapter
Video Driver Version	10.0.19041.4355
Video Driver Date	21/06/2006 01:00:00
Video Adapter Memory	
Video Mode Description	2560 x 1440 x 4294967296 colors

Information : Java version 10. x = 1.7 & Java version 11.x = 1.8

COMPUTER LIST

DC01
DC02CORE
GEGEGEG
MECM
PPPPPPPPPP
TTT
TTT)))OOPP
WIN10X21H2
WIN11X64ENT
WIN7X64ENT
WIN7X64PACKAGE
WINX21H2
WINX64ENT22H2
WINX64ENT22H2-2
WINX86ENT22H2
ZZZZZO00000

HomeADInfoDiskDotNetExecuteFTypeGroupsInstalled SoftwareKB-InstalledMBSAMSIProc UsageProfilesReboot?SCCMServicesStoreAppsTe

WINx64Ent22H2
10.0.0.109

Display Main InfoDisplay BIOS InfoDisplay Video InfoDisplay NIC InfoDisplay Audio InfoHP BiosExport to CSV

Network Adapter Name	Microsoft Hyper-V Network Adapter
Network Adapter Address	00:15:5D:DD:01:0B
Network Driver Version	10.0.19041.4717
Network Driver Date	21/06/2006 00:00:00

Information : Java version 10. x = 1.7 & Java version 11.x = 1.8

COMPUTER LIST

DC01

DC02CORE

GEGELEG

MECM

PPPPPPPPPP

TTT

TTT)))OOPP

WIN10X21H2

WIN11X64ENT

WIN7X64ENT

WIN7X64PACKAGE

WINX21H2

WINX64ENT22H2





WINX64ENT22H2-2

WINX86ENT22H2

ZZZZZO00000

RDT - Remote Diagnostics Tool

4.0.32



Home

AD

Info

Disk

DotNet

Execute

FType

Groups

Installed Software

KB-Installed

MBSA

MSI

Proc Usage

Profiles

Reboot?

SCCM


Services

StoreApps

Ta

◀

▶



WINx64Ent22H2
10.0.0.109

Display Main Info

Display BIOS Info

Display Video Info

Display NIC Info

Display Audio Info

Export to CSV

Audio FriendlyName	Remote Audio
Audio DriverProviderName	Microsoft
Audio Devicename	Audio Endpoint
Audio Driver Version	10.0.19041.1
Audio Driver Date	12/06/2019 00:00:00

Information : Java version 10. x = 1.7 & Java version 11.x = 1.8

	DC01
	DC02CORE
	GEGEGEG
	MECM
	PPPPPPPPPP
	TTT
	TTT)))OOPP
	WIN10X21H2
	WIN11X64ENT
	WIN7X64ENT
	WIN7X64PACKAGE
	WINX21H2
	WINX64ENT22H2
	WINX64ENT22H2-2
	WINX86ENT22H2
	ZZZZZZOOOOO



[Home](#) [AD](#)

Info

Disk

DotNet

Execute

FType

Groups

Installed Software

KB-Installed

MBSA

MSI

Proc Usage

Profiles

Reboot?

SCCM

Services

StoreApps

Te ◀ ▶



WINx64Ent22H2
10.0.0.109

Display Disk Details

[Export to CSV](#)

Physical Drive information

Name	Model	Serial Number	Size (GB)	Partitions
\\.\PHYSICALDRIVE0	MICROSOFT VIRTUAL DISK		50	3

Partition information

Partition	Type	Size (GB)	FreeSpace (GB)	Used (GB)	(%) Free	(%) Used
C:	3	49	15	34	31	69
D:	CD/DVD	4	0	4	0	100

Page File Details : Managed by System.

Change Page File Location to D:\Pagefile.sys (Mem x 1.5) (Mem x 1.5)

 **Reboot Required**

















Change Page File Location to E:\Pagefile.sys (Mem x 1.5) (Mem x 1.5)

 Reboot Required

Total Physical Memory : 4095 (MB)

WARNING! The "Change Page File" buttons above do not check disk space availability for you. They are brutal and force remote registry key changes on the remote pc. Please check there is enough disk space before moving the page file with the buttons above. Worst case is you could end up 'Blue Screening the PC' and i don't believe you would want that to have to deal with!

COMPUTER LIST

 DC01
 DC02CORE
 GEGEGEG
 MECM
 PPPPPPPPPP
 TTT
 TTT)))OOPP
 WIN10X21H2
 WIN11X64ENT
 WIN7X64ENT
 WIN7X64PACKAGE
 WINX21H2
 WINX64ENT22H2
 WINX64ENT22H2-2
 WINX86ENT22H2
 ZZZZZOOOOOO



Home AD Info Disk DotNet Execute FType Groups Installed Software KB-Installed MBSA MSI Proc Usage Profiles Reboot? SCCM Services StoreApps Telemetry

WINx64Ent22H2
10.0.0.109

Display .NetCore & .Net Framework Details

[Export to CSV](#)

.NetCore Runtimes

Name	Version
x64	3.1.32

.Net Framework Runtimes x64

Name	Version	ServicePack	ReleaseVersion
Dotnet Framework : 2.0 SP2	2.0.50727.4927	2	
Dotnet Framework : 3.0 SP2	3.0.30729.4926	2	
Dotnet Framework : 3.5 SP1	3.5.30729.4926	1	
Dotnet Framework : 4.8.1	4.8.09037	0	533325

.Net Framework Runtimes x86

Name	Version	ServicePack	ReleaseVersion
Dotnet Framework : 2.0 SP2	2.0.50727.4927	2	
Dotnet Framework : 3.0 SP2	3.0.30729.4926	2	
Dotnet Framework : 3.5 SP1	3.5.30729.4926	1	
Dotnet Framework : 4.8.1	4.8.09037	0	533325

COMPUTER LIST

DC01

DC02CORE

GEGELEG

MECM

PPPPPPPPPP

TTT

TTT)))OOPP

WIN10X21H2

WIN11X64ENT

WIN7X64ENT

WIN7X64PACKAGE

WINX21H2

WINX64ENT22H2






WINX64ENT22H2-2

WINX86ENT22H2


ZZZZZOoooo

RDT - Remote Diagnostics Tool

4.0.32



Home AD Info Disk DotNet Execute FType Groups Installed Software KB-Installed MBSA MSI Proc Usage Profiles Reboot? SCCM Services StoreApps Te

**WINx64Ent22H2**
10.0.0.109

General ExitCodes :

0 = Success

1 = Error

1603 = MSI error

1605 = MSI already installed

3010 = MSI reboot required

9009 = file not found

\\dc01\packages

List Folders on Share

BAE-ENG-Google_Chrome-45.0.2454.85-SOE-R.1

DOTNETCOREx64

ISO

MBSA

MBSA-MECM-Server2025

MBSA-Windows10x64-fix

MBSA-Windows10x86-fix

MBSA-Windows7x64-Fix

MBSA-Windows7x64Package-Fix

Microsoft Activation Scripts 2.9

MicrosoftEdgeBrowser

Powershell-Win7x64

Powershell-Win7x86

RDT-v27

SCCM_Client_PR1_NoCRLCheck

Scripts-MBSA

Windows7x64

WMI

Powershell-Win7x64

Selected Folder

Files

Install.bat

PkgInstallOrder.txt

Windows6.1-3191566-x64-pkgProperties.txt

Windows6.1-3191566-x64.xml

Windows6.1-KB2809215-x64.cab

Windows6.1-KB2872035-x64.cab

Windows6.1-KB2872047-x64.cab

Windows6.1-KB3033929-x64.cab

Windows6.1-KB3191566-x64.cab

WSUSSCAN.cab

Install.bat

Selected File

Powershell Executer! Copy package to computer > Execute the command below. (eg. "Selected File" fom above or INSTALL.BAT or MYSCRIPT.VBS or SETUP.EXE /S)

File to Execute > Install.bat

A

















Please select a Drive Letter to use. (Default = A)

Powershell Executer! Copy package to computer > Execute the command below. (eg. "Selected File" fom above or INSTALL.BAT or MYSCRIPT.VBS or SETUP.EXE /S)

File to Execute > Install.bat

< Execute (Drive Letter & Manual checks)

COMPUTER LIST

	DC01
	DC02CORE
	GEGEGEG
	MECM
	PPPPPPPPPP
	TTT
	TTT)))OOPP
	WIN10X21H2
	WIN11X64ENT
	WIN7X64ENT
	WIN7X64PACKAGE
	WINX21H2
	WINX64ENT22H2
	WINX64ENT22H2-2
	WINX86ENT22H2
	ZZZZZOOOOOO



[Home](#) [AD](#)

Info

Disk

DotNet

Execu

FType

Group

Insta

Software

3-Installed

BSA MS

Proc Us

Profiles

reboot? So

1

Services

reApps Ta

WINx64Ent22H2
10.0.0.109

Get File Associations

[Get Associated Program](#)[Export to CSV](#)

```
.386=vxdfile
.3g2=WMP 11.AssocFile.3G2
.3gp=WMP 11.AssocFile.3GP
.3gp2=WMP 11.AssocFile.3G2
.3gpp=WMP 11.AssocFile.3GP
.AAC=WMP 11.AssocFile.ADTS
.accountpicture-ms=accountpicturefile
.ADT=WMP 11.AssocFile.ADTS
.ADTS=WMP 11.AssocFile.ADTS
.aif=WMP 11.AssocFile.AIFF
.aifc=WMP 11.AssocFile.AIFF
.aiff=WMP 11.AssocFile.AIFF
.ani=anifile
.appcontent-ms=ApplicationContent
.application=Application.Manifest
.appref-ms=Application.Reference
.asa=aspfile
.asf=WMP 11.AssocFile.ASF
.asp=aspfile
.asx=WMP 11.AssocFile.ASX
.au=WMP 11.AssocFile.AU
.avi=WMP 11.AssocFile.AVI
.bat=batfile
.blg=Diagnostic.Perfmon.Document
.bmp=Paint.Picture
.cab=CABFolder
.camp=campfile
.cat=CATfile
.cda=WMP 11.AssocFile.CDA
.cdmp=cdmpfile
.cdx=aspfile
.cdxml=Microsoft.PowerShellCmdletDefinitionXML.1
.cer=CERfile
.chk=chkfile
.chm=chm.file
.cmd=cmdfile
.com=comfile
.compositefont=Windows.CompositeFont
.cpl=cplfile
.crl=CRLfile
.crt=CERfile
.css=CSSfile
.cur=curfile
.db=dbfile
.dctx=IMEDictionaryCompiler
.dctxc=IMEDictionaryCompiler
.dds=ddsfile
```

COMPUTER LIST

RDT - Remote Diagnostics Tool

4.0.32
▢ ✕

Home
AD
Info
Disk
DotNet
Execute
FType
Groups
Installed Software
KB-Installed
MBSA
MSI
Proc Usage
Profiles
Reboot?
SCCM
Services
StoreApps
Te

WINX64Ent22H2
10.0.0.109

Get File Associations

Get Associated Program

Export to CSV

```

Application.Manifest="C:\Windows\System32\rundll32.exe" "C:\Windows\System32\dfshim.dll",ShOpenVerbApplication %1
Application.Reference="C:\Windows\System32\rundll32.exe" "C:\Windows\System32\dfshim.dll",ShOpenVerbShortcut %1|%2
batfile="%1" %*
bootstrap.vsto.1=rundll32.exe "c:\Program Files (x86)\Common Files\Microsoft Shared\VSTO\vstoe.dll",InstallVstoSolution %1
brmFile="PrintBrmUI.exe" /import /file:"%1"
CABFolder=%SystemRoot%\Explorer.exe /idlist,%I,%L
CATFile=%SystemRoot%\system32\rundll32.exe cryptext.dll,CryptExtOpenCAT %1
CERFile=%SystemRoot%\system32\rundll32.exe cryptext.dll,CryptExtOpenCER %1
CertificateStoreFile=%SystemRoot%\system32\rundll32.exe cryptext.dll,CryptExtOpenSTR %1
certificate_wab_auto_file="%ProgramFiles%\Windows Mail\wab.exe" /certificate "%1"
chm.file="%SystemRoot%\hh.exe" %1
ChromeHTML="C:\Program Files (x86)\Google\Chrome\Application\chrome.exe" --single-argument %1
ChromePDF="C:\Program Files (x86)\Google\Chrome\Application\chrome.exe" --single-argument %1
cmdfile="%1" %*
comfile="%1" %*
CompressedFolder=%SystemRoot%\Explorer.exe /idlist,%I,%L
contact_wab_auto_file="%ProgramFiles%\Windows Mail\wab.exe" /contact "%1"
CRLFile=%SystemRoot%\system32\rundll32.exe cryptext.dll,CryptExtOpenCRL %1
desktopthemepackfile=%SystemRoot%\system32\rundll32.exe %SystemRoot%\system32\themecpl.dll,OpenThemeAction %1
Diagnostic.Cabinet=%SystemRoot%\system32\msdt.exe /cab "%1"
Diagnostic.Config=%SystemRoot%\system32\msdt.exe /path "%1"
Diagnostic.Document=%SystemRoot%\system32\msdt.exe /path "%1"
Diagnostic.Perfmon.Config=%SystemRoot%\system32\perfmon /sys /load "%1"
Diagnostic.Perfmon.Document=%SystemRoot%\system32\perfmon /sys /open "%1"
Diagnostic.Resmon.Config=%SystemRoot%\system32\perfmon /res /load "%1"
DLNA-PLAYSINGLE="%ProgramFiles(x86)%\Windows Media Player\wmplayer.exe" "%L"
docxfile="%ProgramFiles%\Windows NT\Accessories\WORDPAD.EXE" "%1"
emffile="%SystemRoot%\system32\mspaint.exe" "%1"
evtfle=%SystemRoot%\system32\eventvwr.exe /l:"%1"
evbfile=%SystemRoot%\system32\eventvwr.exe /l:"%1"
exefile="%1" %*
Explorer.AssocActionId.BurnSelection=%SystemRoot%\explorer.exe
Explorer.AssocActionId.EraseDisc=%SystemRoot%\explorer.exe
Explorer.AssocActionId.ZipSelection=%SystemRoot%\explorer.exe
Explorer.AssocProtocol.search-ms=%SystemRoot%\Explorer.exe /separate,/idlist,%I,%L
FaxCover.Document=C:\Windows\System32\fxscover.exe "%1"
Folder=%SystemRoot%\Explorer.exe
ftp="C:\Program Files\Internet Explorer\explore.exe" %1
giffile="C:\Program Files\Internet Explorer\explore.exe" %1
group_wab_auto_file="%ProgramFiles%\Windows Mail\wab.exe" /Group "%1"
hlpfile=%SystemRoot%\winhlp32.exe %1
htafile=C:\Windows\SysWOW64\mshta.exe "%1" {1E460BD7-F1C3-4B2E-88BF-4E770A288AF5}%U {1E460BD7-F1C3-4B2E-88BF-4E770A288AF5} %*
htmlfile="C:\Program Files\Internet Explorer\explore.exe" %1
http="C:\Program Files\Internet Explorer\explore.exe" %1
https="C:\Program Files\Internet Explorer\explore.exe" %1
IE.AssocFile.HTM="C:\Program Files\Internet Explorer\explore.exe" %1
IE.AssocFile.MHT="C:\Program Files\Internet Explorer\explore.exe" %1

```

COMPUTER LIST

- DC01
- DC02CORE
- GEGELEG
- MECM
- PPPPPPPPPPP
- TTT
- TTT)))OOPP
- WIN10X21H2
- WIN11X64ENT
- WIN7X64ENT
- WIN7X64PACKAGE
- WINX21H2
- WINX64ENT22H2
- WINX64ENT22H2-2
- WINX86ENT22H2
- ZZZZZOOOOOO

Home

AD

Info

Disk

DotNet

Execute

FType

Groups

Installed Software

KB-Installed

MBSA

MSI

Proc Usage

Profiles

Reboot?

SCCM

Services

StoreApps

Te

WINX64Ent22H2
10.0.0.109

Get File Associations

Get Associated Program

Export to CSV

```

Application.Manifest="C:\Windows\System32\rundll32.exe" "C:\Windows\System32\dfshim.dll",ShOpenVerbApplication %1
Application.Reference="C:\Windows\System32\rundll32.exe" "C:\Windows\System32\dfshim.dll",ShOpenVerbShortcut %1|%2
batfile="%1" %*
bootstrap.vsto.1=rundll32.exe "c:\Program Files (x86)\Common Files\Microsoft Shared\VSTO\vstoe.dll",InstallVstoSolution %1
brmFile="PrintBrmUI.exe" /import /file:"%1"
CABFolder=%SystemRoot%\Explorer.exe /idlist,%I,%L
CATFile=%SystemRoot%\system32\rundll32.exe cryptext.dll,CryptExtOpenCAT %1
CERFile=%SystemRoot%\system32\rundll32.exe cryptext.dll,CryptExtOpenCER %1
CertificateStoreFile=%SystemRoot%\system32\rundll32.exe cryptext.dll,CryptExtOpenSTR %1
certificate_wab_auto_file="%ProgramFiles%\Windows Mail\wab.exe" /certificate "%1"
chm.file="%SystemRoot%\hh.exe" %1
ChromeHTML="C:\Program Files (x86)\Google\Chrome\Application\chrome.exe" --single-argument %1
ChromePDF="C:\Program Files (x86)\Google\Chrome\Application\chrome.exe" --single-argument %1
cmdfile="%1" %*
comfile="%1" %*
CompressedFolder=%SystemRoot%\Explorer.exe /idlist,%I,%L
contact_wab_auto_file="%ProgramFiles%\Windows Mail\wab.exe" /contact "%1"
CRLFile=%SystemRoot%\system32\rundll32.exe cryptext.dll,CryptExtOpenCRL %1
desktopthemepackfile=%SystemRoot%\system32\rundll32.exe %SystemRoot%\system32\themecpl.dll,OpenThemeAction %1
Diagnostic.Cabinet=%SystemRoot%\system32\msdt.exe /cab "%1"
Diagnostic.Config=%SystemRoot%\system32\msdt.exe /path "%1"
Diagnostic.Document=%SystemRoot%\system32\msdt.exe /path "%1"
Diagnostic.Perfmon.Config=%SystemRoot%\system32\perfmon /sys /load "%1"
Diagnostic.Perfmon.Document=%SystemRoot%\system32\perfmon /sys /open "%1"
Diagnostic.Resmon.Config=%SystemRoot%\system32\perfmon /res /load "%1"
DLNA-PLAYSINGLE="%ProgramFiles(x86)%\Windows Media Player\wmplayer.exe" "%L"
docxfile="%ProgramFiles%\Windows NT\Accessories\WORDPAD.EXE" "%1"
emffile="%SystemRoot%\system32\mspaint.exe" "%1"
evtfle=%SystemRoot%\system32\eventvwr.exe /l:"%1"
evbfile=%SystemRoot%\system32\eventvwr.exe /l:"%1"
exefile="%1" %*
Explorer.AssocActionId.BurnSelection=%SystemRoot%\explorer.exe
Explorer.AssocActionId.EraseDisc=%SystemRoot%\explorer.exe
Explorer.AssocActionId.ZipSelection=%SystemRoot%\explorer.exe
Explorer.AssocProtocol.search-ms=%SystemRoot%\Explorer.exe /separate,/idlist,%I,%L
FaxCover.Document=C:\Windows\System32\fxscover.exe "%1"
Folder=%SystemRoot%\Explorer.exe
ftp="C:\Program Files\Internet Explorer\explore.exe" %1
giffile="C:\Program Files\Internet Explorer\explore.exe" %1
group_wab_auto_file="%ProgramFiles%\Windows Mail\wab.exe" /Group "%1"
hlpfile=%SystemRoot%\winhlp32.exe %1
htafile=C:\Windows\SysWOW64\mshta.exe "%1" {1E460BD7-F1C3-4B2E-88BF-4E770A288AF5}%U {1E460BD7-F1C3-4B2E-88BF-4E770A288AF5} %*
htmlfile="C:\Program Files\Internet Explorer\explore.exe" %1
http="C:\Program Files\Internet Explorer\explore.exe" %1
https="C:\Program Files\Internet Explorer\explore.exe" %1
IE.AssocFile.HTM="C:\Program Files\Internet Explorer\explore.exe" %1
IE.AssocFile.MHT="C:\Program Files\Internet Explorer\explore.exe" %1

```

COMPUTER LIST

DC01

DC02CORE

GEGELEG

MECM

PPPPPPPPPP

TTT

TTT)))OOPP

WIN10X21H2

WIN11X64ENT

WIN7X64ENT

WIN7X64PACKAGE

WINX21H2

WINX64ENT22H2

WINX64ENT22H2-2

WINX86ENT22H2

ZZZZZO00000

RDT - Remote Diagnostics Tool

4.0.32

P

?

-

□

×

Home

AD

Info

Disk

DotNet

Execute

FType

Groups

Installed Software

KB-Installed

MBSA

MSI

Proc Usage

Profiles

Reboot?

SCCM

Services

StoreApps

Ta

◀

▶

WINx64Ent22H2

10.0.0.109

Local Groups

Members of Local Group

Local User list

Access Control Assistance Operators

Administrators

Backup Operators

Cryptographic Operators

Device Owners

Distributed COM Users

Event Log Readers

Guests

Hyper-V Administrators

IIS_IUSRS

Network Configuration Operators

Performance Log Users

Performance Monitor Users

Power Users

Remote Desktop Users

Remote Management Users

Replicator

System Managed Accounts Group

Users

INTERACTIVE

Authenticated Users

Domain Users

Administrator

DefaultAccount

Guest

Tim

WDAGUtilityAccount

Type here "Username" or "Groupname" or "Domain Group name" , e.g. >

Domain Users

< {TOP}

Select from "Local Groups" List above or Type "Username" or "Groupname" here , e.g. >

Users

< {BOTTOM}

Add Local Group {TOP}

Add Local User {TOP}

Add Local User {TOP} into Local Group {BOTTOM}

Add Domain User or Group {TOP} into Local Group {BOTTOM}

Remove Local Group {BOTTOM}

Remove Local User {TOP}

Rem Local User {TOP} from Local Group {BOTTOM}

Rem Domain User or Group {TOP} from Local Group {BOTTOM}

COMPUTER LIST

DC01
DC02CORE
GEGELEG
MECM
PPPPPPPPPP
TTT
TTT)))OOPP
WIN10X21H2
WIN11X64ENT
WIN7X64ENT
WIN7X64PACKAGE
WINX21H2
WINX64ENT22H2
WINX64ENT22H2-2
WINX86ENT22H2
ZZZZZOOOOO

RDT - Remote Diagnostics Tool

4.0.32

Home AD Info Disk DotNet Execute FType Groups Installed Software KB-Installed MBSA MSI Proc Usage Profiles Reboot? SCCM Services StoreApps Te

WINx64Ent22H2
10.0.0.109

List All Programs & Features

Search..

Search for a Program

Export to CSV

SoftwareName	SoftwareVersion	Install Date	KeyName
Configuration Manager Client	5.00.9132.1000	08/03/2025	{987AABAD-F544-404E-86C6-215EAFBEB7C0}
Google Chrome	134.0.6998.89	26/01/2025	{0FA69F39-D0BF-3023-BAD8-9AA90EA79ED3}
Google Update Helper	1.3.26.9	26/01/2025	{60EC980A-BDA2-4CB6-A427-B07A5498B4CA}
Microsoft .NET Core Host - 3.1.32 (x64)	24.192.31915	01/02/2025	{8A8E3A04-83BC-4CDE-9259-893B666C1AB1}
Microsoft .NET Core Host FX Resolver - 3.1.32 (x64)	24.192.31915	01/02/2025	{ABC6B3C2-1A8D-4C5E-AC16-C2AE44F02743}
Microsoft .NET Core Runtime - 3.1.32 (x64)	24.192.31915	01/02/2025	{A741B803-3F0E-4684-81EF-FC128D15A92C}
Microsoft Edge	134.0.3124.66	12/03/2025	Microsoft Edge
Microsoft Edge WebView2 Runtime	133.0.3065.92	01/03/2025	Microsoft EdgeWebView
Microsoft Policy Platform	68.1.9099.1053	26/01/2025	{CAF40469-57FC-4A0A-8BC3-7CBACDD49D15}
Microsoft Update Health Tools	3.74.0.0	28/11/2024	{1FC1A6C2-576E-489A-9B4A-92D21F542136}
Microsoft Visual C++ 2010 x64 Redistributable - 10.0.40219	10.0.40219	23/02/2025	{1D8E6291-B0D5-35EC-8441-6616F567A0F7}
Microsoft Visual C++ 2010 x86 Redistributable - 10.0.40219	10.0.40219	23/02/2025	{F0C3E5D1-1ADE-321E-8167-68EF0DE699A5}
Microsoft Visual C++ 2015-2019 Redistributable (x64) - 14.28.29914	14.28.29914.0		{43d1ce82-6f55-4860-a938-20e5deb28b98}
Microsoft Visual C++ 2015-2019 Redistributable (x86) - 14.28.29914	14.28.29914.0		{1b5476d9-ab8e-4b0d-b004-059a1bd5568b}
Microsoft Visual C++ 2019 X64 Additional Runtime - 14.28.29914	14.28.29914	26/01/2025	{5A23DBE2-A05C-4A9C-9C17-EA88BF5D7B43}
Microsoft Visual C++ 2019 X64 Minimum Runtime - 14.28.29914	14.28.29914	26/01/2025	{455DF12C-7D43-4EFF-AE2F-43C8AF2817A3}
Microsoft Visual C++ 2019 X86 Additional Runtime - 14.28.29914	14.28.29914	26/01/2025	{BD8C6100-7C7D-48DD-93BA-69F6828213FE}
Microsoft Visual C++ 2019 X86 Minimum Runtime - 14.28.29914	14.28.29914	26/01/2025	{42365A3A-622A-4EED-A727-FE192A794AFD}
Microsoft Visual Studio 2010 Tools for Office Runtime (x64)	10.0.60915	23/02/2025	{C931A1C6-A7BF-3737-874A-818881A37E1B}
Microsoft Visual Studio 2010 Tools for Office Runtime (x64)	10.0.60910		Microsoft Visual Studio 2010 Tools for Office Runtime (x64)
Microsoft Windows Desktop Runtime - 3.1.32 (x64)	3.1.32.31915		{0eddeab6-01c1-4cf7-83ba-164ea8974c90}
Microsoft Windows Desktop Runtime - 3.1.32 (x64)	24.192.31915	01/02/2025	{5BEE5F3E-4D78-4DE8-A8F3-36D3E9D8868C}

Uninstall software highlighted above using this button. (MSI only!)

COMPUTER LIST

DC01

DC02CORE

GEGELEG

MECM

PPPPPPPPPP

TTT

TTT)))OOPP

WIN10X21H2

WIN11X64ENT

WIN7X64ENT

WIN7X64PACKAGE

WINX21H2

WINX64ENT22H2

WINX64ENT22H2-2

WINX86ENT22H2

ZZZZZO00000

WINx64Ent22H2

10.0.0.109

List All Programs & Features

chrome

Search for a Program

Export to CSV

SoftwareName	SoftwareVersion	Install Date	KeyName
Google Chrome	134.0.6998.89	26/01/2025	{0FA69F39-D0BF-3023-BAD8-9AA90EA79ED3}

Uninstall software highlighted above using this button. (MSI only!)

COMPUTER LIST

DC01

DC02CORE

GEGELEG

MECM

PPPPPPPPPP

TTT

TTT)))OOPP

WIN10X21H2

WIN11X64ENT

WIN7X64ENT

WIN7X64PACKAGE

WINX21H2

WINX64ENT22H2

WINX64ENT22H2-2

WINX86ENT22H2

ZZZZZOoooo

RD - Remote Diagnostics Tool

4.0.32

P

?

-

□

×

Home

AD

Info

Disk

DotNet

Execute

FType

Groups

Installed Software

KB-Installed

MBSA

MSI

Proc Usage

Profiles

Reboot?

SCCM

Services

StoreApps

Te

◀

▶

WINx64Ent22H2

10.0.0.109

Display Windows Updates

Display Other Updates

Displaying Windows Updates

Export to CSV

HotFixID	Installed On Date	Description	Caption
KB5011048	28 / 11 / 2024	Update	http://support.microsoft.com/?kbid=5011048
KB5014032	4 / 12 / 2023	Security Update	
KB5015684	4 / 12 / 2023	Update	https://support.microsoft.com/help/5015684
KB5031539	6 / 12 / 2024	Update	
KB5032907	4 / 12 / 2023	Update	
KB5046823	28 / 11 / 2024	Update	
KB5048160	28 / 11 / 2024	Update	http://support.microsoft.com/?kbid=5048160
KB5050111	12 / 2 / 2025	Update	
KB5050388	15 / 1 / 2025	Security Update	
KB5050576	12 / 2 / 2025	Update	http://support.microsoft.com/?kbid=5050576
KB5052916	12 / 3 / 2025	Update	
KB5053606	12 / 3 / 2025	Security Update	https://support.microsoft.com/help/5053606

Select KB from table above. Uninstall using this button (Windows 7 or newer) Command string will get generated and then executed.

COMPUTER LIST

DC01

DC02CORE

GEGELEG

MECM

PPPPPPPPPP

TTT

TTT)))OOPP

WIN10X21H2

WIN11X64ENT

WIN7X64ENT

WIN7X64PACKAGE

WINX21H2

WINX64ENT22H2




WINX64ENT22H2-2

WINX86ENT22H2


ZZZZZO00000

RD - Remote Diagnostics Tool

4.0.32



Home AD Info Disk DotNet Execute FType Groups Installed Software **KB-Installed** MBSA MSI Proc Usage Profiles Reboot? SCCM Services StoreApps Te

**WINx64Ent22H2**
10.0.0.109

Display Windows Updates

Display Other Updates

















Displaying Other Updates

Export to CSV

HotFixID	Installed On Date	Description	Caption
KB2565063	23/02/2025	Microsoft Visual C++ 2010 x64 Redistributable - 10.0.40219	4D54076CED4F5BA32BBD3E5FAD1CD4C9
KB2565063	23/02/2025	Microsoft Visual C++ 2010 x86 Redistributable - 10.0.40219	2D0058F6F08A743309184BE1178C95B2

Select KB from table above. Uninstall using this button (Windows 7 or newer) Command string will get generated and then executed.

COMPUTER LIST

	DC01
	DC02CORE
	GEGEGEG
	MECM
	PPPPPPPPPP
	TTT
	TTT)))OOPP
	WIN10X21H2
	WIN11X64ENT
	WIN7X64ENT
	WIN7X64PACKAGE
	WINX21H2
	WINX64ENT22H2
	WINX64ENT22H2-2
	WINX86ENT22H2
	ZZZZZOOOOOO



[Home](#) [AD](#)

WINx64Ent22H2
10.0.0.109

1. Download the latest Microsoft file "wsuscn2.cab" from Microsoft via this link below (700MB)

[WSUSSCN2.CAB Download](#)

2. Add wsusscn2.cab to the supplied zip file > Scan-UpdatesOffline.zip

3. Copy Scan-UpdatesOffline.zip to a network share in a new folder of its own

4. Input the server and folder where you copied the file "Scan-UpdatesOffline.zip" to

















```
\\dc01\Packages\MBSA
```

Run MBSA Scan on Remote PC

Searching for updates...

There are no applicable updates.

COMPUTER LIST

- | | |
|---|-----------------|
|  | DC01 |
|  | DC02CORE |
|  | GEGEGEG |
|  | MECM |
|  | PPPPPPPPPP |
|  | TTT |
|  | TTT)))OOPP |
|  | WIN10X21H2 |
|  | WIN11X64ENT |
|  | WIN7X64ENT |
|  | WIN7X64PACKAGE |
|  | WINX21H2 |
|  | WINX64ENT22H2 |
|  | WINX64ENT22H2-2 |
|  | WINX86ENT22H2 |
|  | ZZZZZZOOOOOO |



[Home](#) [AD](#)

Info

Disk

DotNet

Execute

Type G

IPS In

alled Software

4-Installed

MBSA

SI P

Usage

Profiles R

oot? SC

Se

ces St

eApps T

◀

WINx64Ent22H2
10.0.0.109

















[Display MSI List](#)[Export to CSV](#)

MSI Application Name	Version	MSI filename	(dd/mm/yyyy) MSI First Install Date
Configuration Manager Client	5.00.9132.1000	C:\Windows\Installer\ee079e.msi	13/12/2024 13:55:48
Google Chrome	134.0.6998.89	C:\Windows\Installer\5a490d.msi	12/10/2015 16:58:50
Google Update Helper	1.3.26.9	C:\Windows\Installer\5a4911.msi	26/01/2025 19:13:47
Microsoft .NET Core Host - 3.1.32 (x64)	24.192.31915	C:\Windows\Installer\5f44ab.msi	16/11/2022 05:34:40
Microsoft .NET Core Host FX Resolver - 3.1.32 (x64)	24.192.31915	C:\Windows\Installer\5f44a7.msi	16/11/2022 05:33:34
Microsoft .NET Core Runtime - 3.1.32 (x64)	24.192.31915	C:\Windows\Installer\5f44a3.msi	16/11/2022 05:34:18
Microsoft Policy Platform	68.1.9099.1053	C:\Windows\Installer\8e55b.msi	13/12/2024 14:06:22
Microsoft Update Health Tools	3.74.0.0	C:\Windows\Installer\41dbd.msi	26/09/2023 03:39:18
Microsoft Visual C++ 2010 x64 Redistributable - 10.0.40219	10.0.40219	c:\Windows\Installer\22b2cd.msi	01/01/0001 00:00:00
Microsoft Visual C++ 2010 x86 Redistributable - 10.0.40219	10.0.40219	c:\Windows\Installer\22b2c7.msi	01/01/0001 00:00:00
Microsoft Visual C++ 2019 X64 Additional Runtime - 14.28.29914	14.28.29914	C:\Windows\Installer\8e557.msi	29/03/2021 16:38:20
Microsoft Visual C++ 2019 X64 Minimum Runtime - 14.28.29914	14.28.29914	C:\Windows\Installer\8e553.msi	29/03/2021 16:34:46
Microsoft Visual C++ 2019 X86 Additional Runtime - 14.28.29914	14.28.29914	C:\Windows\Installer\8e54f.msi	29/03/2021 16:28:10
Microsoft Visual C++ 2019 X86 Minimum Runtime - 14.28.29914	14.28.29914	C:\Windows\Installer\8e54b.msi	29/03/2021 16:17:22
Microsoft Visual Studio 2010 Tools for Office Runtime (x64)	10.0.60915	c:\Windows\Installer\22b31c.msi	01/01/0001 00:00:00
Microsoft Windows Desktop Runtime - 3.1.32 (x64)	24.192.31915	C:\Windows\Installer\5f449f.msi	16/11/2022 05:34:18
Update for Windows 10 for x64-based Systems (KB5001716)	8.94.0.0	C:\Windows\Installer\41db9.msi	27/04/2024 04:16:58

```
Msiexec /x C:\Windows\Installer\ee079e.msi /L*V C:\Windows\Installer\MSI_Removal.log /qn REBOOT=REALLYSUPPRESS
```

Select any MSI from table above, then Uninstall using the command here ^ . Log file generated = C:\Windows\Installer\MSI_Removal.log



 DC01
 DC02CORE
 GEGEGEG
 MECM
 P P P P P P P P P P
 T T T
 T T T))) O O P P
 W I N 1 0 X 2 1 H 2
 W I N 1 1 X 6 4 E N T
 W I N 7 X 6 4 E N T
 W I N 7 X 6 4 P A C K A G E
 W I N X 2 1 H 2
 W I N X 6 4 E N T 2 2 H 2
 W I N X 6 4 E N T 2 2 H 2 - 2
 W I N X 8 6 E N T 2 2 H 2
 Z Z Z Z Z O O O O O O



[Home](#) [AD](#)

WINx64Ent22H2
10.0.0.109

Display Process list

Process Name	Process ID	Processor Percentage Used
CmExec	4316	
csrss	552	
csrss#1	648	
dllhost	4464	
dwm	1508	
fontdrvhost	944	
fontdrvhost#1	952	
LogonUI	1352	
lsass	780	
Memory Compression	2572	
MicrosoftEdgeUpdate	4764	
MpDefenderCoreService	3512	
MsMpEng	3672	
NisSrv	5860	
Registry	100	
SearchIndexer	5888	
SecurityHealthService	8444	
services	772	
smss	440	
spoolsv	3256	
svchost	912	
svchost#1	492	
svchost#10	1368	
svchost#11	1384	
svchost#12	1472	
svchost#13	1608	
svchost#14	1620	
svchost#15	1652	
svchost#16	1680	
svchost#17	1760	
svchost#18	1936	
svchost#19	1944	
svchost#2	624	
svchost#20	1952	

RDT - Remote Diagnostics Tool

4.0.32



Home AD Info Disk DotNet Execute FType Groups Installed Software KB-Installed MBSA MSI Proc Usage Profiles Reboot? SCCM Services StoreApps Te



WINx64Ent22H2
10.0.0.109

[Detect Profile Sizes](#)[Delete Profile\(s\) Selected Below](#)

LocalFolder	LocalFolder Size (MB)	Currently Loaded	Time of last profile use	SID
C:\Users\administrator.AD	720	False	15/03/2025 19:11:02	S-1-5-21-2249944549-1197726655-3573534212-500
C:\Users\test4	410	False	15/03/2025 19:04:52	S-1-5-21-2249944549-1197726655-3573534212-1126
C:\Users\Tim	446	False	12/03/2025 17:47:27	S-1-5-21-1346058613-3125710164-1165674384-1001
C:\Users\test3	502	False	08/03/2025 20:31:47	S-1-5-21-2249944549-1197726655-3573534212-1116
C:\Users\test1	471	False	08/03/2025 20:31:47	S-1-5-21-2249944549-1197726655-3573534212-1114
C:\Users\administrator	270	False	08/03/2025 16:12:36	S-1-5-21-816031127-452250980-666551490-500

COMPUTER LIST

DC01
DC02CORE
GEGELEG
MECM
PPPPPPPPPP
TTT
TTT)))OOPP
WIN10X21H2
WIN11X64ENT
WIN7X64ENT
WIN7X64PACKAGE
WINX21H2
WINX64ENT22H2
WINX64ENT22H2-2
WINX86ENT22H2
ZZZZZO00000

COMPUTER LIST

DC01

DC02CORE

GEGELEG

MECM

PPPPPPPPPP

TTT

TTT)))OOPP

WIN10X21H2

WIN11X64ENT

WIN7X64ENT

WIN7X64PACKAGE

WINX21H2

WINX64ENT22H2

WINX64ENT22H2-2

WINX86ENT22H2

ZZZZZOOOOOO

Win7x64Ent
10.0.0.101

Check if a "Reboot" flag is set

Reboot Needed Check 1 =

Reboot Needed

Reboot Needed Check 2 =

False

Reboot Needed Check 3 =

False

Reboot Needed Check 4 =

False

Home

AD

Info

Disk

DotNet

Execute

FType

Groups

Installed Software

KB-Installed

MBSA

MSI

Proc Usage

Profiles

Reboot?

SCCM

Services

StoreApps

Ta

COMPUTER LIST

DC01
DC02CORE
GEGEGEG
MECM
PPPPPPPPPP
TTT
TTT)))OOPP
WIN10X21H2
WIN11X64ENT
WIN7X64PACKAGE
WINX21H2
WINX64ENT22H2
WINX64ENT22H2-2
WINX86ENT22H2
ZZZZZO00000

RD - Remote Diagnostics Tool

4.0.36

Home

AD

Info

Disk

DotNet

Execute

FType

Groups

Installed Software

KB-Installed

MBSA

MSI

Proc Usage

Profiles

Reboot?

SCCM

Services

StoreApps

Te

WINx64Ent22H2
10.0.0.109

Get Cache Settings

Open SCCM Logs Folder

Open Cache Folder

Set Cache Size to > 500 MB

Set Cache Directory to > D:\SCCM\CCM\Cache

Display Client Information

SCCM Provisioning Mode >

Execution History

Adverts (Machine)

Apps (LoggedOnUser)

Task Sequences

Running Jobs

KB - Status

KB - Missing

KB - Installed

KB - Compliance

Ren

List Execution History

Export to CSV

PkgID or Version	Applications & Programs	Date / Time Run	State	Exitcode	Failure Reason
PR100009	\\dc01\packages\BAE-ENG-Google_Chrome-45.0.2454.85	26/01/2025 19:13:44	Success	0	
2500120432	Adobe Acrobat Reader DC	18/04/2025 17:47:04	Installed	0	

COMPUTER LIST

DC01
DC02CORE
GEGEGEG
MECM
PPPPPPPPPP
TTT
TTT)))OOPP
WIN10X21H2
WIN11X64ENT
WIN7X64ENT
WIN7X64PACKAGE
WINX21H2
WINX64ENT22H2
WINX64ENT22H2-2
WINX86ENT22H2
ZZZZZO00000

HomeADInfoDiskDotNetExecuteFTypeGroupsInstalled SoftwareKB-InstalledMBSAMSIProc UsageProfilesReboot?SCCMServicesStoreAppsTe

WInx64Ent22H2
10.0.0.109

Get Cache Settings
Open SCCM Logs Folder
Open Cache Folder
Set Cache Size to > 500 MB
Set Cache Directory to > D:\SCCM\CCM\Cache
Display Client Information

SCCM Provisioning Mode >

Execution HistoryAdverts (Machine)Apps (LoggedOnUser)Task SequencesRunning JobsKB - StatusKB - MissingKB - InstalledKB - ComplianceReRun machine advert





AdvID	PkgID	Name	Size (KB)	SftVer	Program	Command
PR120002	PR100009	BAE-ENG-Google_Chrome-45.0.2454.85-SOE-R1	94426	2	\\dc01\packages\BAE-ENG-Google_Ch...	Install.bat

COMPUTER LIST


DC01
DC02CORE
GEGEGEG
MECM
PPPPPPPPPP
TTT
TTTT))OOPP
WIN10X21H2
WIN11X64ENT
WIN7X64ENT
WIN7X64PACKAGE
WINX21H2
WINX64ENT22H2
WINX64ENT22H2-2
WINX86ENT22H2
ZZZZZOOOOOO

RD - Remote Diagnostics Tool

4.0.36



Home AD Info Disk DotNet Execute FType Groups Installed Software KB-Installed MBSA MSI Proc Usage Profiles Reboot? SCCM Services StoreApps Te

**WINx64Ent22H2**
10.0.0.109

[Get Cache Settings](#)
[Open SCCM Logs Folder](#)
[SCCM Provisioning Mode >](#)
[Display Client Information](#)

[Open Cache Folder](#)
[Set Cache Size to >](#) 500 MB
[Set Cache Directory to >](#) D:\SCCM\CCM\Cache

Execution History Adverts (Machine) Apps (LoggedOnUser) Task Sequences Running Jobs KB - Status KB - Missing KB - Installed KB - Compliance

[User Advertisements](#)

AssignmentName	AssignmentID
7-Zip 24.09 (x64 edition)_All Users_Install	{38E6C396-8591-452E-92FD-C65A0BF117A9}

COMPUTER LIST

DC01

DC02CORE

GEGELEG

MECM

PPPPPPPPPP

TTT

TTT)))OOPP

WIN10X21H2

WIN11X64ENT

WIN7X64ENT

WIN7X64PACKAGE

WINX21H2

WINX64ENT22H2

WINX64ENT22H2-2

WINX86ENT22H2

ZZZZZO00000

Home

AD

Info

Disk

DotNet

Execute

FType

Groups

Installed Software

KB-Installed

MBSA

MSI

Proc Usage

Profiles

Reboot?

SCCM

Services

StoreApps

Ta

WDNx64Ent22H2

10.0.0.109

Get Cache Settings

Open SCCM Logs Folder

Open Cache Folder

Set Cache Size to > 500 MB

Set Cache Directory to > D:\SCCM\CCM\Cache

Display Client Information

SCCM Provisioning Mode >

Execution History

Advertisements (Machine)

Running Jobs

Remote Commands

KB Missing

KB Installed

Compliance

Task Sequence

Adverti

SCCM - Compliance Checker

Policy Assignments

Assignment Name	Assignment ID
-----------------	---------------

SoftUpdtGrpDeploy

Assignment ID	IsCompliant
---------------	-------------

COMPUTER LIST

DC01
DC02CORE
GEGEGEG
MECM
PPPPPPPPPP
TTT
TTT)))OOPP
WIN10X21H2
WIN11X64ENT
WIN7X64ENT
WIN7X64PACKAGE
WINX21H2
WINX64ENT22H2
WINX64ENT22H2-2
WINX86ENT22H2
ZZZZZOOOOO

Home

AD

Info

Disk

DotNet

Execute

FType

Groups

Installed Software

KB-Installed

MBSA

MSI

Proc Usage

Profiles

Reboot?

SCCM

Services

StoreApps

Te

WDNx64Ent22H2

10.0.0.109

Get Cache Settings

Open SCCM Logs Folder

Open Cache Folder

Set Cache Size to > 500 MB

Set Cache Directory to > D:\SCCM\CCM\Cache

Display Client Information

SCCM Provisioning Mode >

Execution History

Adverts (Machine)

Apps (LoggedOnUser)

Task Sequences

Running Jobs

KB - Status

KB - Missing

KB - Installed

KB - Compliance

Re

List KB Install Status

Name	Current Status	ErrorCode
------	----------------	-----------

COMPUTER LIST

DC01
DC02CORE
GEGEGEG
MECM
PPPPPPPPPP
TTT
TTT)))OOPP
WIN10X21H2
WIN11X64ENT
WIN7X64ENT
WIN7X64PACKAGE
WINX21H2
WINX64ENT22H2
WINX64ENT22H2-2
WINX86ENT22H2
ZZZZZOOOOO



Home AD Info Disk DotNet Execute FType Groups Installed Software KB-Installed MBSA MSI Proc Usage Profiles Reboot? SCCM Services StoreApps Telemetry



WINx64Ent22H2
10.0.0.109

[Get Cache Settings](#)

[Open SCCM Logs Folder](#)

Open Cache Folder

Set Cache Size to >

500

MB

[SCCM Provisioning Mode >](#)

Display Client Information

Set Cache Directory to >

Set Cache Directory to > D:\SCCM\CCM\Cache

D:\\$CCM\CCM\Cache

Execution History Adverts (Machine) Apps (LoggedOnUser) Task Sequences Running Jobs KB - Status KB - Missing KB - Installed KB - Compliance Re...

SCCM - List missing KB

Missing KB Title

COMPUTER LIST

DC01

DC02CORE

GEGELEG

MECM

PPPPPPPPPP

TTT

TTT)))OOPP

WIN10X21H2

WIN11X64ENT

WIN7X64ENT

WIN7X64PACKAGE

WINX21H2

WINX64ENT22H2

WINX64ENT22H2-2

WINX86ENT22H2

ZZZZZO00000

RDT - Remote Diagnostics Tool

4.0.32

P

?

-

□

×

Home

AD

Info

Disk

DotNet

Execute

FType

Groups

Installed Software

KB-Installed

MBSA

MSI

Proc Usage

Profiles

Reboot?

SCCM

Services

StoreApps

Ta

◀

▶

WINx64Ent22H2

10.0.0.109

List Services

Export to CSV

Service Name	ServiceDescription	State	StartMode
ALG	Application Layer Gateway Service	Stopped	Manual
AppIDSvc	Application Identity	Stopped	Manual
Appinfo	Application Information	Stopped	Manual
AppMgmt	Application Management	Stopped	Manual
AppReadiness	App Readiness	Stopped	Manual
AppVClient	Microsoft App-V Client	Stopped	Disabled
AppXSvc	AppX Deployment Service (AppXSVC)	Running	Manual
AssignedAccessManagerSvc	AssignedAccessManager Service	Stopped	Manual
AudioEndpointBuilder	Windows Audio Endpoint Builder	Running	Auto
Audiosrv	Windows Audio	Running	Auto
autotimesvc		Stopped	Manual
AxInstSV	ActiveX Installer (AxInstSV)	Stopped	Manual
BDESVC	BitLocker Drive Encryption Service	Stopped	Manual
BFE	Base Filtering Engine	Running	Auto
BITS	Background Intelligent Transfer Service	Running	Auto
BrokerInfrastructure	Background Tasks Infrastructure Service	Running	Auto
BTAGService	Bluetooth Audio Gateway Service	Stopped	Manual
BthAvctpSvc	AVCTP service	Running	Manual
bthserv	Bluetooth Support Service	Stopped	Manual
camsvc	Capability Access Manager Service	Stopped	Manual
CcmExec	SMS Agent Host	Running	Auto
CcmSvc	Connected Device Platform Service	Running	Auto

Select a "Service Name" from the above list before using the buttons below!

CcmExec

Start Service

Stop Service

Set to "Automatic"

Set to "Manual"

















Use With Caution >

Set to "Disabled"

Use With Caution >

Delete Service

COMPUTER LIST

	DC01
	DC02CORE
	GEGEGEG
	MECM
	PPPPPPPPPP
	TTT
	TTT)))OOPP
	WIN10X21H2
	WIN11X64ENT
	WIN7X64ENT
	WIN7X64PACKAGE
	WINX21H2
	WINX64ENT22H2
	WINX64ENT22H2-2
	WINX86ENT22H2
	ZZZZZOOOOO



[Home](#) [AD](#)

Info

Disk

DotNet

Execute

FType

Groups

Installed

Software

KB-Insta

ed MBS

MSI

Proc I

Page Pr

files Rel

oot? SC

M S

rvices

StoreApp

Te ◀ ▶

















WINx64Ent22H2
10.0.0.109

Display Store Apps

[Export to CSV](#)

Name	Version	Architecture	ProgramId	Language	Vendor
1527c705-839a-4832-9118-54d4bd6a0c89	10.0.19041.4239	Neutral	1527c705-839a-4832-9118-54d4bd...	0	CN=Microsoft Windows, O=Microsoft Corporation, L=Redmond, S=Washin...
c5e2524a-ea46-4f67-841f-6a9465d9d515	10.0.19041.4239	Neutral	c5e2524a-ea46-4f67-841f-6a9465...	0	CN=Microsoft Windows, O=Microsoft Corporation, L=Redmond, S=Washin...
E2A4F912-2574-4A75-98B0-0D023378592B	10.0.19041.4239	Neutral	E2A4F912-2574-4A75-98B0-0D023...	0	CN=Microsoft Windows, O=Microsoft Corporation, L=Redmond, S=Washin...
F46D4000-FD22-4DB4-AC8E-4E1DDDE828FE	10.0.19041.4239	Neutral	F46D4000-FD22-4DB4-AC8E-4E1D...	0	CN=Microsoft Windows, O=Microsoft Corporation, L=Redmond, S=Washin...
Microsoft.549981C3F5F10	4.2308.1005.0	X64	Microsoft.549981C3F5F10_4.2308...	1033	CN=Microsoft Corporation, O=Microsoft Corporation, L=Redmond, S=Was...
Microsoft.AAD.BrokerPlugin	1000.19041.42...	Neutral	Microsoft.AAD.BrokerPlugin_1000...	0	CN=Microsoft Windows, O=Microsoft Corporation, L=Redmond, S=Washin...
Microsoft.AccountsControl	10.0.19041.4239	Neutral	Microsoft.AccountsControl_10.0.19...	1033	CN=Microsoft Windows, O=Microsoft Corporation, L=Redmond, S=Washin...
Microsoft.Advertising.Xaml	10.1808.3.0	X64	Microsoft.Advertising.Xaml_10.180...	1033	CN=Microsoft Corporation, O=Microsoft Corporation, L=Redmond, S=Was...
Microsoft.AsyncTextService	10.0.19041.4239	Neutral	Microsoft.AsyncTextService_10.0...	1033	CN=Microsoft Corporation, O=Microsoft Corporation, L=Redmond, S=Was...
Microsoft.BingSearch	1.1.34.0	X64	Microsoft.BingSearch_1.1.34.0_x6...	1033	CN=Microsoft Corporation, O=Microsoft Corporation, L=Redmond, S=Was...
Microsoft.BingWeather	4.54.63007.0	X64	Microsoft.BingWeather_4.54.6300...	1033	CN=Microsoft Corporation, O=Microsoft Corporation, L=Redmond, S=Was...
Microsoft.BingWeather	4.53.62621.0	X64	Microsoft.BingWeather_4.53.6262...	1033	CN=Microsoft Corporation, O=Microsoft Corporation, L=Redmond, S=Was...
Microsoft.BioEnrollment	10.0.19041.4239	Neutral	Microsoft.BioEnrollment_10.0.1904...	1033	CN=Microsoft Windows, O=Microsoft Corporation, L=Redmond, S=Washin...
Microsoft.Copilot	1.25014.121.0	X64	Microsoft.Copilot_1.25014.121.0_x...	1033	CN=Microsoft Corporation, O=Microsoft Corporation, L=Redmond, S=Was...
Microsoft.CredDialogHost	10.0.19041.4239	Neutral	Microsoft.CredDialogHost_10.0.19...	1033	CN=Microsoft Windows, O=Microsoft Corporation, L=Redmond, S=Washin...
Microsoft.DesktopAppInstaller	1.25.340.0	X64	Microsoft.DesktopAppInstaller_1.2...	1033	CN=Microsoft Corporation, O=Microsoft Corporation, L=Redmond, S=Was...
Microsoft.ECApp	10.0.19041.4597	Neutral	Microsoft.ECApp_10.0.19041.4597...	1033	CN=Microsoft Corporation, O=Microsoft Corporation, L=Redmond, S=Was...
Microsoft.GetHelp	10.1706.13331.0	X64	Microsoft.GetHelp_10.1706.13331...	1033	CN=Microsoft Corporation, O=Microsoft Corporation, L=Redmond, S=Was...
Microsoft.GetHelp	10.2409.22951.0	X64	Microsoft.GetHelp_10.2409.22951...	1033	CN=Microsoft Corporation, O=Microsoft Corporation, L=Redmond, S=Was...
Microsoft.Getstarted	10.2312.1.0	X64	Microsoft.Getstarted_10.2312.1.0...	1033	CN=Microsoft Corporation, O=Microsoft Corporation, L=Redmond, S=Was...
Microsoft.HEIFImageExtension	1.2.3.0	X64	Microsoft.HEIFImageExtension_1.2...	1033	CN=Microsoft Corporation, O=Microsoft Corporation, L=Redmond, S=Was...
Microsoft.LanguageExperiencePacken-GB	19041.62.219.0	Neutral	Microsoft.LanguageExperiencePack...	1033	CN=Microsoft Corporation, O=Microsoft Corporation, L=Redmond, S=Was...
Microsoft.LockApp	10.0.19041.4239	Neutral	Microsoft.LockApp_10.0.19041.42...	1033	CN=Microsoft Windows, O=Microsoft Corporation, L=Redmond, S=Washin...
Microsoft.Microsoft3DViewer	7.2502.5012.0	X64	Microsoft.Microsoft3DViewer_7.250...	1033	CN=Microsoft Corporation, O=Microsoft Corporation, L=Redmond, S=Was...
Microsoft.MicrosoftEdge.Stable	132.0.2957.115	Neutral	Microsoft.MicrosoftEdge.Stable_13...	1033	CN=Microsoft Corporation, O=Microsoft Corporation, L=Redmond, S=Was...

COMPUTER LIST

	DC01
	DC02CORE
	GEGEGEG
	MECM
	PPPPPPPPPP
	TTT
	TTT)))OOPP
	WIN10X21H2
	WIN11X64ENT
	WIN7X64ENT
	WIN7X64PACKAGE
	WINX21H2
	WINX64ENT22H2
	WINX64ENT22H2-2
	WINX86ENT22H2
	ZZZZZZOOOOOO



Info Disk DotNet Execute FType Groups

WINx64Ent22H2
10.0.0.109

[Display Full Process List](#)

End selected process

[Export to CSV](#)

Process Name	Process ID	WhoRun	Exepath
CcmExec.exe	4316	NT AUTHORITY\SYSTEM	C:\Windows\CCM\CcmExec.exe
csrss.exe	552	NT AUTHORITY\SYSTEM	
csrss.exe	648	NT AUTHORITY\SYSTEM	
dllhost.exe	4464	NT AUTHORITY\SYSTEM	C:\Windows\system32\DllHost.exe
dwm.exe	1508	Window Manager\DWM-1	C:\Windows\system32\dwm.exe
fontdrvhost.exe	944	Font Driver Host\UMFD-0	C:\Windows\system32\fontdrvhost.exe
fontdrvhost.exe	952	Font Driver Host\UMFD-1	C:\Windows\system32\fontdrvhost.exe
LogonUI.exe	1352	NT AUTHORITY\SYSTEM	C:\Windows\system32\LogonUI.exe
lsass.exe	780	NT AUTHORITY\SYSTEM	C:\Windows\system32\lsass.exe
Memory Compression	2572	NT AUTHORITY\SYSTEM	
MicrosoftEdgeUpdate.exe	4764	NT AUTHORITY\SYSTEM	C:\Program Files (x86)\Microsoft\EdgeUpdate\MicrosoftEdgeUpdate.exe
MpDefenderCoreService.exe	3512	NT AUTHORITY\SYSTEM	
MsMpEng.exe	3672	NT AUTHORITY\SYSTEM	
NisSrv.exe	5860	NT AUTHORITY\LOCAL SERVICE	
Registry	100	NT AUTHORITY\SYSTEM	
SearchIndexer.exe	5888	NT AUTHORITY\SYSTEM	C:\Windows\system32\SearchIndexer.exe
SecurityHealthService.exe	8444	NT AUTHORITY\SYSTEM	
services.exe	772	NT AUTHORITY\SYSTEM	
smss.exe	440	NT AUTHORITY\SYSTEM	
spoolsv.exe	3256	NT AUTHORITY\SYSTEM	C:\Windows\System32\spoolsv.exe
svchost.exe	912	NT AUTHORITY\SYSTEM	C:\Windows\system32\svchost.exe
svchost.exe	492	NT AUTHORITY\NETWORK SERVICE	C:\Windows\system32\svchost.exe
svchost.exe	624	NT AUTHORITY\SYSTEM	C:\Windows\system32\svchost.exe
svchost.exe	1048	NT AUTHORITY\NETWORK SERVICE	C:\Windows\System32\svchost.exe
svchost.exe	1108	NT AUTHORITY\LOCAL SERVICE	C:\Windows\system32\svchost.exe
svchost.exe	1116	NT AUTHORITY\LOCAL SERVICE	C:\Windows\System32\svchost.exe
svchost.exe	1124	NT AUTHORITY\LOCAL SERVICE	C:\Windows\system32\svchost.exe
svchost.exe	1236	NT AUTHORITY\LOCAL SERVICE	C:\Windows\system32\svchost.exe
svchost.exe	1252	NT AUTHORITY\LOCAL SERVICE	C:\Windows\System32\svchost.exe
svchost.exe	1284	NT AUTHORITY\NETWORK SERVICE	C:\Windows\system32\svchost.exe
svchost.exe	1368	NT AUTHORITY\SYSTEM	C:\Windows\System32\svchost.exe
svchost.exe	1384	NT AUTHORITY\LOCAL SERVICE	C:\Windows\system32\svchost.exe
svchost.exe	1472	NT AUTHORITY\NETWORK SERVICE	C:\Windows\System32\svchost.exe
svchost.exe	1608	NT AUTHORITY\LOCAL SERVICE	C:\Windows\system32\svchost.exe

COMPUTER LIST

DC01

DC02CORE

GEGELEG

MECM

PPPPPPPPPP

TTT

TTT)))OOPP

WIN10X21H2

WIN11X64ENT

WIN7X64ENT

WIN7X64PACKAGE

WINX21H2

WINX64ENT22H2

WINX64ENT22H2-2

WINX86ENT22H2

ZZZZZO00000

RD - Remote Diagnostics Tool

4.0.32

P

?

-

X

Disk

DotNet

Execute

FType

Groups

Installed Software

KB-Installed

MBSA

MSI

Proc Usage

Profiles

Reboot?

SCCM

Services

StoreApps

Task Manager

User

WIM

WINx64Ent22H2

10.0.0.109

List selected users settings

Keyboard Type = 00000809

Logon Server = \\PC01

TNS_ADMIN =

User Name = test4

Default Printer = Microsoft Print to PDF,winspool,Ne01:

PC Name	Username	Printer Connection Found
WINx64Ent22H2	ad\test4	Microsoft XPS Document Writer
WINx64Ent22H2	ad\test4	Microsoft Print to PDF
WINx64Ent22H2	ad\test4	Fax
WINx64Ent22H2	ad\test4	OneNote for Windows 10
WINx64Ent22H2	ad\test4	HP6910CA (redirected 2)

Network Connection by...	Drive Letter	Network Path Connected to...

Database Connection by...	Database Connection Name	Driver Type

Export to CSV



Installed Software KB-Installed MBSA MSI Proc Usage Profiles Reboot? SCCM Services StoreApps Task Manager User WIM_3rd_Party_Drivers WIM_OptionalFeatures PXE



WINx64Ent22H2
10.0.0.109

Display WIM Features & State

[Export to CSV](#)

Feature Name	State
AppServerClient	Disabled
Client-DeviceLockdown	Disabled
Client-EmbeddedBootExp	Disabled
Client-EmbeddedLogon	Disabled
Client-EmbeddedShellLauncher	Disabled
ClientForNFS-Infrastructure	Disabled
Client-KeyboardFilter	Disabled
Client-ProjFS	Disabled
Client-UnifiedWriteFilter	Disabled
Containers	Disabled
Containers-DisposableClientVM	Disabled
DataCenterBridging	Disabled
DirectoryServices-ADAM-Client	Enabled
DirectPlay	Disabled
HostGuardian	Disabled
HypervisorPlatform	Disabled
IIS-ApplicationDevelopment	Disabled
IIS-ApplicationInit	Disabled
IIS-ASP	Disabled
IIS-ASPNET	Disabled
IIS-ASPNET45	Disabled
IIS-BasicAuthentication	Disabled
IIS-CertProvider	Disabled
IIS-CGI	Disabled
IIS-ClientCertificateMappingAuthentication	Disabled

Example tab generated by pressing the Get APPV button on the HOME tab:

App-V Version : 4.6.3.24870 on : SCCMXP

Remote CMD (As you)

Cache Details Packages Shortcuts Appv 4.6 Commands

Total Size of APPV Cache =

12454

File Size of APPV Cache =

9

Percentage free of APPV Cache =

100% Free.

Amount of APPV Cache used =

APPV Cache Location >

C:\Documents and Settings\All Users\Documents\SoftGrid Client\sftfs.fsd

APPV Min Free Disk Space >

0 0

App-V Version : 4.6.3.24870 on : SCCMXP



Remote CMD (As you)

Cache Details Packages Shortcuts Appv 4.6 Commands

Name ▲	Version	Package GUID	InUse	Locked	Size	SftPath
{CF6ACE9E-7BE1-4B14-BAB0-03B...	1	CF6ACE9E-7BE1-4B14-BAB...	False	False	8814592	file:///C:/Documents and Settings/Administrator.SCCM/Desktop/Package...

App-V Version : 4.6.3.24870 on : SCCMXP



Remote CMD (As you)

Cache Details Packages Shortcuts Appv 4.6 Commands

Shortcut ▲	Version	LastLaunchOnSystem	PackageGUID	Loading	OriginalOsdPath
Start Listening VNC Viewer	5.1.0.15125	01/01/1601 00:00:00	CF6ACE9E-7BE...	False	C:\Documents and Settings\All Users\Documents\MSIUtility\{CF6ACE...
VNC Address Book	5.1.0.15125	01/01/1601 00:00:00	CF6ACE9E-7BE...	False	C:\Documents and Settings\All Users\Documents\MSIUtility\{CF6ACE...
VNC Viewer	5.1.0.15125	01/01/1601 00:00:00	CF6ACE9E-7BE...	False	C:\Documents and Settings\All Users\Documents\MSIUtility\{CF6ACE...

App-V Version : 4.6.3.24870 on : SCCMXP



Remote CMD (As you)

Cache Details Packages Shortcuts Appv 4.6 Commands

SFTMIME command examples:

Add Publishing Server = SFTMIME ADD SERVER:"Production Environemt App-V" /HOST ***HOSTNAMEHERE*** /TYPE RTSP /PORT 554 /REFRESH ON
 Delete Publishing Server = SFTMIME DELETE SERVER:"Production Environemt App-V"
 Start Refresh of Server = SFTMIME REFRESH SERVER:"Production Environemt App-V"

Load Package = SFTMIME LOAD PACKAGE:{4DE133E9-B54D-468F-9E7D-0B51A26CB538}
 Delete Package = SFTMIME DELETE PACKAGE:{4DE133E9-B54D-468F-9E7D-0B51A26CB538}

Remove Complete App = SFTMIME REMOVE APP:"Open Options User Application 7.2.0.0" /COMPLETE

Add FileType = SFTMIME ADD TYPE:DOCX /APP "Microsoft Word 14.3.2.0" /ICON icon-pathname /CONTENT-TYPE content-type /GLOBAL /PERCEIVED-TYPE perceived-type
 /PROGID progid /CONFIRMOPEN NO /SHOWEXT YES /NEWMENU YES
 Delete FileType = SFTMIME DELETE TYPE:DOCX /GLOBAL

Standard command examples:

Remove Directory = RD /S /Q "C:\Program Files\RD\RD\Folder"
 Remove File = Del /F /Q "C:\Program Files\RD\RD\RD\RD.EXE"

Example tab generated by pressing the Get APPV button on the HOME tab:

App-V Version : 5.1.134.0 on : WINX ✕

Select the command you wish to copy and paste into the Powershell Console Window from the dropdown list below

Packages Shortcuts Connection Groups APPV5 - HELP

Name	Version	% Loaded	PackageID	VersionID	In Use	IsPubGlobally	Size	APPVPath
------	---------	----------	-----------	-----------	--------	---------------	------	----------

Get APPV5 Package List

Get APPV5 Shortcut List

Get APPV5 Connection Groups

Start a remote Powershell Console

App-V Version : 5.2.0.0 on : WINXClient



Select the command you wish to copy and paste into the Powershell Console Window from the dropdown list below

Packages Shortcuts Connection Groups APPV5 - HELP

Shortcut ▲	Version	Path
7-Zip File Manager	9.38.0.0	[{ProgramFilesX64}]\7-Zip\7zFM.exe

[Get APPV5 Package List](#)[Get APPV5 Shortcut List](#)[Get APPV5 Connection Groups](#)[Start a remote Powershell Console](#)

App-V Version : 5.1.134.0 on : WINX

Select the command you wish to copy and paste into the Powershell Console Window from the dropdown list below

Packages

Shortcuts

Connection Groups

APPV5 - HELP

GroupName	PackageID	VersionID
Chrome with Plugins	8dd95a02-8bf-493b-9ac9-43c0e01dd282	5d416fe6f155-4330-88c3-764b3232e3c8
Chrome with Plugins	c1202559-08d1-402d-a7e0-acd6f81c40e9	c52ee48e-5c9c-46e8-95d5-ca543a519e2f

Get APPV5 Package List

Get APPV5 Shortcut List

Get APPV5 Connection Groups

Start a remote Powershell Console

App-V Version : 5.1.134.0 on : WINX



Select the command you wish to copy and paste into the Powershell Console Window from the dropdown list below

Packages Shortcuts Connection Groups APPV5 - HELP

- 1) "C:\ProgramData\App-V" is the location where the .APPV files are extracted / Installed to by default
- 2) The Registry.dat for each package is located in the package folders found located in "C:\ProgramData\App-V". These can be loaded into regedit as normal.
- 3) The Virtual File Structure is under the VFS Folder of each package located in "C:\ProgramData\App-V", which contains all the files for the virtual package.
- 3) You can fault find a virtual application by breaking into the virtual application bubble. To do this you'll need some information first.
Example of running a command prompt in a virtual package bubble :- "cmd.exe /appvve:<PACKAGEID_VERSIONID>"
You can get this information from the new Packages table once populated or from a powershell command like this :-
Get-AppvClientPackage -All
or
Get-AppvClientPackage -Name "*"Hamonie*" -All
- 4) Check the package is cached 100% into the APPV Client... or the above commands should return "PercentLoaded" for each app.
- 5) Check the .APPV file and its user and machine deployment configuration files are not corrupt in the SCCM cache on the PC.
- 6) APPV5 packages are usually permissioned and Deployed via SCCM by User Groups permissions. Check the user is in the correct group in AD.
- 7) Check SCCM has the user in the "User Collection". Is there a collection setup correctly for the Application. SCCM polls AD groups to get the users into the collection for deployment.
- 8) APPV5 loads the users applications at logon time. (remember to log out and in again)
- 9) Reset or Repair an APPV5 package back to its original settings if needs be. (Not this will erase all user customisations if you do this but will fix missing or deleted shortcuts).
Use the Application Virtualization GUI to repair a package
or use the powershell command :-
Stop-AppvClientPackage "packagename"

Get APPV5 Package List

Get APPV5 Shortcut List

Get APPV5 Connection Groups

Start a remote Powershell Console

App-V Version : 5.2.0.0 on : WINXClient



Select the command you wish to copy and paste into the Powershell Console Window from the dropdown list below

Packages Short

GroupName

Get-AppvClientPackage -All
 Get-AppvClientPackage -All
 Get-AppvClientPackage -Name ""Citrix"" -All
 Get-AppvClientConnectionGroup -All
 Add-AppvClientPackage
 Set-AppvClientPackage
 Publish-AppvClientPackage
 Unpublish-AppvClientPackage
 Remove-AppvClientPackage
 Mount-AppvClientPackage
 Stop-AppvClientPackage
 Repair-AppvClientPackage
 Get-AppvVirtualProcess
 Start-AppvVirtualProcess
 Add-AppvPublishingServer
 Set-AppvPublishingServer
 Get-AppvPublishingServer
 Sync-AppvPublishingServer
 Add-AppvClientConnectionGroup
 Get-AppvClientConnectionGroup -All
 Stop-AppvClientConnectionGroup
 Mount-AppvClientConnectionGroup
 Remove-AppvClientConnectionGroup
 Disable-AppvClientConnectionGroup
 Enable-AppvClientConnectionGroup
 Get-AppvClientApplication -All
 Get-AppvClientConfiguration
 *** REMOTE CLIENT COMMANDS END ***
 ***** CLEAR APPV CACHE TOTALLY *****
 Get-AppvClientConnectionGroup -all | Stop-AppvClientConnectionGroup | Remove-AppvClientConnectionGroup

Get APPV5 Package List

Get APPV5 Shortcut List

Get APPV5 Connection Groups

Start a remote Powershell Console

Example generated when Start-Up Items button is pressed:

Startup Items on : Win11ProWork

Login Items Run Shell Plug-ins Internet Plug-ins Network Plug-ins Local Print Server

SOFTWARE\Microsoft\Windows\CurrentVersion\Run	▲ Command Run at Login
VMware User Process	"C:\Program Files\VMware\VMware Tools\vmtoolsd.exe" -n vmusr
VMware VM3DService Process	"C:\Windows\system32\vm3dservice.exe" -u
SOFTWARE\Wow6432Node\Microsoft\Windows\CurrentVersion\Run	▲ Command Run at Login
USER > SOFTWARE\Microsoft\Windows\CurrentVersion\Run	▲ Command Run at Login

Startup Items on : Win11ProWork



Login Items Run Shell Plug-ins Internet Plug-ins Network Plug-ins Local Print Server

DRIVE	▲	Shell Plug-in
EPP		C:\Program Files\Windows Defender\shellex.dll
DIRECTORY	▲	Shell Plug-in
7-Zip		C:\Program Files\7-Zip\7-zip.dll
EPP		C:\Program Files\Windows Defender\shellex.dll
WorkFolders		C:\Windows\System32\WorkfoldersShell.dll
FOLDER	▲	Shell Plug-in
PintoStartScreen		C:\Windows\System32\appresolver.dll
PintoStartScreen		C:\Windows\SysWOW64\appresolver.dll
COPYHOOK	▲	Shell Plug-in



Startup Items on : WINXClient

Login Items Run Shell Plug-ins Internet Plug-ins Network Plug-ins Local Print Server

Software\Microsoft\Windows\CurrentVersion\Explorer\Browser Helper Objects	Plug-in
Software\Wow6432Node\Microsoft\Windows\CurrentVersion\Explorer\Browser Helper Objects	Plug-in
Software\Microsoft\Internet Explorer\Extensions	Plug-in
Software\Wow6432Node\Microsoft\Internet Explorer\Extensions	Plug-in

Startup Items on : Win11ProWork

Login Items Run Shell Plug-ins Internet Plug-ins Network Plug-ins Local Print Server

System\CurrentControlSet\Services\WinSock2\Parameters\Protocol_Catalog9\Catalog_Entries	▲	Plug-in	^
AF_UNIX		%SystemRoot%\system32\mswsock.dll	
Hyper-V RAW		%SystemRoot%\system32\mswsock.dll	
MSAFD L2CAP [Bluetooth]		%SystemRoot%\system32\mswsock.dll	
MSAFD RfComm [Bluetooth]		%SystemRoot%\system32\mswsock.dll	▼
System\CurrentControlSet\Services\WinSock2\Parameters\Protocol_Catalog9\Catalog_Entries64	▲	Plug-in	^
AF_UNIX		%SystemRoot%\system32\mswsock.dll	
Hyper-V RAW		%SystemRoot%\system32\mswsock.dll	
MSAFD L2CAP [Bluetooth]		%SystemRoot%\system32\mswsock.dll	
MSAFD RfComm [Bluetooth]		%SystemRoot%\system32\mswsock.dll	
vSockets DGRAM		%windir%\system32\vsocklib.dll	▼
System\CurrentControlSet\Services\WinSock2\Parameters\NameSpace_Catalog5\Catalog_Entries	▲	Plug-in	
Bluetooth Namespace		%SystemRoot%\system32\wshbth.dll	
System\CurrentControlSet\Services\WinSock2\Parameters\NameSpace_Catalog5\Catalog_Entries64	▲	Plug-in	
Bluetooth Namespace		%SystemRoot%\system32\wshbth.dll	

Startup Items on : Win11ProWork

Login Items Run Shell Plug-ins Internet Plug-ins Network Plug-ins Local Print Server

SYSTEM\CurrentControlSet\Control\Print\Monitors	Driver
Appmon	AppMon.dll

Example tab generated by pressing the “RDT Registry Editor” button on the HOME:

Win11ProWork Select > **CurrentUser** = sccmuser12 Refresh (F5) Clear All

- AppEvents
- Console
- Control Panel
- Environment
- EUDC
- Keyboard Layout
- Network
- Printers
- Software
- System
- Uninstall
- Volatile Environment**
 - 1

Name	Type	Data
(Default)	REG_SZ	
APPDATA	REG_SZ	C:\Users\sccmuser12\AppData\Roaming
HOMEDRIVE	REG_SZ	C:
HOMEPATH	REG_SZ	\Users\sccmuser12
LOCALAPPDATA	REG_SZ	C:\Users\sccmuser12\AppData\Local
LOGONSERVER	REG_SZ	\\SCCM2019DC
USERDNSDOMAIN	REG_SZ	SCCM.LOCAL
USERDOMAIN	REG_SZ	SCCM
USERDOMAIN_ROAMINGPROFILE	REG_SZ	SCCM
USERNAME	REG_SZ	sccmuser12
USERPROFILE	REG_SZ	C:\Users\sccmuser12

Volatile Environment

Win11ProWork

Select >

LocalMachine

Refresh (F5)

Clear All

- CurrentVersion
 - AccountPicture
 - App Management
 - AppHost
 - Applets
 - ApplicationFrame
 - AppModel
 - Appx
 - Audio
 - Authentication
 - AutoRotation
 - BITS
 - CapabilityAccessManager
 - Casting
 - ClickNote
 - ClosedCaptioning
 - CloudExperienceHost
 - Communications
 - Component Based Servicing
 - ConnectedSearch
 - ContainerMappedPaths
 - Control Panel
 - Controls Folder
 - DateTime
 - DevicePicker
 - EventCollector
 - EventForwarding
 - Explorer
 - Ext
 - FlightedFeatures
 - GameInput

Name	Type	Data
(Default)	REG_SZ	
CommonFilesDir	REG_SZ	C:\Program Files (x86)\Common Files
CommonFilesDir (x86)	REG_SZ	C:\Program Files (x86)\Common Files
CommonW6432Dir	REG_SZ	C:\Program Files\Common Files
DevicePath	REG_EXPAND_SZ	%systemroot%\inf
MediaPathUnexpanded	REG_EXPAND_SZ	%systemroot%\media
ProgramFilesDir	REG_SZ	C:\Program Files (x86)
ProgramFilesDir (x86)	REG_SZ	C:\Program Files (x86)
ProgramFilesPath	REG_EXPAND_SZ	%programfiles%
ProgramW6432Dir	REG_SZ	C:\Program Files
SM_ConfigureProgramsName	REG_SZ	Set Program Access and Defaults
SM_GamesName	REG_SZ	Games

SOFTWARE\WOW6432Node\Microsoft\Windows\CurrentVersion

Revision Changes:

Version 4.0.37 = Set “On Error Resume Next” on the WMI query commands in SCCM TAB > Execution History, Adverts (Machine), Apps (LoggedOnUser) and other legacy routines that may time out trying to query WMI over the network.

Version 4.0.36 = SCCM TAB > Added “Execution History” Detection for Applications and Packages. Added “Apps (LoggedOnUser)” tab to detect the Applications deployed to the current logged on user. Added “KB – Status” tab to detect Software-Updates (via SCCM) #status so we can see what patches are doing on a machine (Live).

Version 4.0.35 = Changed SCCM Tab > “Display Client Information” to detect actual client version rather than branch version.

Version 4.0.34 = Added MACAddress detection to the Info “Nic” section for the adapter in use. Added BIOS Serial (Machine Serial) detection on “Bios” section.

Version 4.0.33 = Fixed issue with “Helpdesk number” and “Helpdesk details” not being saved against the PC number in the registry correctly. Started removing “C:\Program Files\RDT” folders if any left on the PC during any routines used by RDT app including any re-connects.

Version 4.0.32 = Updated PC / Connection Icons and fixed blank icon issue. Added “Display AUDIO info” button to Info tab. Added “HPBIOS” reading.

Version 4.0.31 = Fixed Ping and Initial connection slowness. This was down to a VB.NET memory leak with the Microsoft “Network.Ping” function.

Version 4.0.30 = Added “SCCM Client Tools” PowerShell trigger buttons as WMIC is being discontinued and could be malicious (according to M\$)

Version 4.0.29 = Added SCCM Compliance Checker tab – see policy and if its compliant!

Version 4.0.28 = Added SCCM Missing KB tab to detect KB patches missing or not installed through SCCM / WSUS.

Added SCCM Installed KB tab to detect KB patches that have installed successfully through SCCM / WSUS.

Added Reboot? Tab to try and detect if a pc needs a reboot or not (Work in progress) but first registry check seems ok so far.

Version 4.0.27 = Fixed security issue in RDT-Registy button. Fixed KB-Installed ordering. New-Feature **KB-Missing tab** where you can detect missing KB fixes and patches missing from your PC to keep it up-to date.

Version 4.0.26 = Fixed "DOTNET" connection security level to 6 - packet.privacy. Fixed Windows Updates date now returned is correct and can be exported out to a csv file and filtered to latest date etc. Fixed a routine that wasn't exiting properly on the APPV detect button.

Version 4.0.25 = Added MBSA tab, any remote PC can be security scanned using the MBSA from Microsoft to see if it conforms to baseline patch status and application patches. This tool needs the file **Scan-UpdatesOffline.zip** which can be downloaded from the RDT website.

Version 4.0.24 = Added "File Version Finder" button to the start page, any file with a version can be detected on a remote pc.

Version 4.0.23 = Fixed issue on "groups" tab where "domain group" not being removed from "local group" properly.

Version 4.0.22 = Fixed Tab switching issue. Added "multi profile selection & deletion" on profiles tab. Added Icons to right click menu.

Re-arranged so app fits full screen better with certain tabs.

Version 4.0.21 = Added .NET tab where you can accurately detect CORE and Framework versions (x86 and x64) on a remote PC.

Version 4.0.20 = Added older "domain\user" detection back into connection gathering to aid in finding the cause of blank "domain\user" being given as a result in some very hit and miss instances.

Version 4.0.19 = 1) Added "Shaddow Desktop" button for remote viewing of Users desktop (If the user accepts the connection!)

Version 4.0.18 = 1) Added Add PCs from file to Computer's list. 2) Added Search for program on Installed Programs and features tab.

Version 4.0.17 = Added Active Directory tab - (Read-only) operation of users / computers / groups and group members.

Version 4.0.16 = Added Windows 11 support, fixed Microsoft registry screwup about "ProductName" reg key in Details Tab.

Version 4.0.15 = Added Profiles Tab for Christine. Profile sizes can be got and profiles deleted as you would if you were in system>profiles.

Version 4.0.14 = Added "Clear Computers List" right click menu option for lan.

Version 4.0.13 = Added "StoreApps" tab with detection for Microsoft Store Apps and MSIX packages.

Version 4.0.12 = 1) Fixed – Package Execute (RunAs) account was not functioning with a restricted logged on user. Fixed WINRM configuration if not Connected to a domain and setup via Policies.

Version 4.0.11 = 1) Fixed - Package not deleted off of remote pc after Execute via WMI button (manual checks).

Version 4.0.10 = 1) New PowerShell Invoke command button added to start page. 2) New Install routines on Execute tab (PowerShell driven).

3) Dropped the need for all third-party executables (Remcom and paexec) are now no longer needed. 4) Dropdown server list now remembers.

5) Fixed create local user button. (Password length and complexity has changed in windows. 6) Changed helpdesk save details to be per computer.

7) Removed VNC tab as it wasn't working correctly.

Version 4.0.09 = 1) Missed this release number.

Version 4..008 = 1) New 3rd party Drivers tab which lists additional installed drivers on the WIM. 2) New WIM-Optional Features tab with current state.

Version 4.0.07 = 1) Updated Patches tab with Remote KB uninstall button for Windows 7, Windows 8 and Windows 10 Computers. (DISM based).

Version 4.0.06 = 1) New "Computer List". New "Right click" Add/Delete/Connect Items. ("Computer list" is now remembered next launch).

Version 4.0.05 = 1) Fixed What Logon-Server button. Fixed User Tab detections. Added APPV5 Detection help and new detection buttons.

Version 4.0.04 = 1) Product unlocked for everyone – FREE fully functional.

Version 4.0.03 = 1) Fully functional 30-day trial offered.

Version 4.0.02 = 1) GUI changed to Metro Interface.

Version 4.0.01 = 1) Added AD user buttons on Home page for Email Address / Phone numbers / mobile Number.

Version 4.0.00 = 1) Public Release Version supporting any PC with Dot-Net 4 installed.

Version 1.090 = 1) Encrypted serial number from prying eyes.

Version 1.089 = 1) Information updated on the Install / Remove packages tab.

Version 1.088 = 1) Removed REMCOM plain text password security issue. REMCOM Connections use NTLM security authentication now.

Version 1.087 = 1) Ordered buttons alphabetically on HOME.

Version 1.086 = 1) Added Hard Reset Policy SCCM client tools button.

Version 1.085 = 1) Added SCCM client tools buttons code (26) and (121).

Version 1.084 = 1) Changed SCCM user adverts list routine to use AD based SID detection rather than local PC (Explorer.exe).

Version 1.083 = 1) Cosmetic changes to fix full screen fitting.

Version 1.082 = 1) Added logged on user credential tick box and corrected checking for blank entries.

Version 1.081 = 1) Added RDT Registry Editor full key and value creation right click options.

Version 1.080 = 1) Added PayPal button on HOME. 2) Replaced PSEXEC with PAEXEC (commercially free redistributable).

Version 1.079 = 1) Install / Remove packages tab updated.

Version 1.078 = 1) Updated RDT Registry viewer to Editor.

Version 1.077 = 1) Added Start-up Item button and coded.

Version 1.076 = 1) Added RDT Registry Viewer.

Version 1.0.75 = 1) Added PayPal button on HOME. 2) Replaced PSEXEC with PAEXEC (commercially free redistributable).

Version 1.0.74 = 1) Added Helpdesk reference section on HOME.

Version 1.0.73 = 1) Minor cosmetic GUI re-arrangements and renaming / tidying up done.

Version 1.0.72 = 1) Fixed spurious connections issues on certain buttons if not connected to a PC. Cut initial connection test to max 5 seconds length.

Version 1.0.71 = 1) Non-Commercial Icons replace all previous part commercial and fully commercial Icons in the program.

Version 1.0.70 = 1) New GUI and layout applied for production and buttons added / moved etc.

Version 1.0.69 = 1) Changed connection check to TCP on port 3389 (RDP) and removed ping check.

Version 1.0.68 = 1) Added detection for Reader DC.

Version 1.0.67 = 1) Added PowerShell button (with included remote WINRM start) to the APPV5 form for proper Administration via PowerShell.

Version 1.0.66 = 1) Added Appv-5 detection and new APPV4 or APPV5 forms as seen screens above.

Version 1.0.65 = 1) Removed previous “.” addition to the IP address to make the tool work on Windows 8.1 and Server 2012.

Version 1.0.64 = 1) Reboot button added (with check). 2) 1E Nomad and PXE tab added.

Version 1.0.63 = 1) Fixed Java detection on PC-info tab for new java versions > 1.7.0.55 and 1.8 or above. 2) Added TNS_ADMIN detection to user tab.

Version 1.0.62 = 1) Fixed user detection on first connect button.

Version 1.061 = 1) Added User rerun Advert button.

Version 1.060 = 1) Added Machine rerun Advert button.

Version 1.059 = 1) Fixed Detica Agent detection on PC-Info tab.

Version 1.058 = 1) Added Lumensions server line detection to the PC-Info tab.

Version 1.057 = 1) Fixed x86 and x64 APPV Cache details tab. APPV Cache can now be measured properly.

Version 1.056 = 1) Added WMIFIX SCCM command.

Version 1.055 = 1) Fixed SCCM buttons remote commands.

Version 1.054 = 1) Fixed Install and Remove software buttons for Helpdesk.

Version 1.051-53 = 1) Fix the WMI cannot connect to PC that sometimes is seen. 2) Changed to Installer folder for logs.

Version 1.050 = 1) Added Office 2013 detection.

Version 1.047-49 = 1) Adobe Reader Detection on PC-INFO tab fixed. 2) Added APPV cache details tab (works for x86 only).

Version 1.046 = 1) Changed Start-up page to detect previously connected PC's at launch. 2) Added permanent comments field for selected PC.

Version 1.045 = 1) Added Adobe reader detection for version 11.

Version 1.044 = 1) Added VNC tab with remote VNC setup for remote control of user's PC.

Version 1.043 = 1) Few minor cosmetic appearance changes.

Version 1.042 = 1) Fixed Avecto version detection on PC info tab. 2) Added Running Jobs detection on SCCM tab.

Version 1.041 = 1) Added SCCM Provisioning check on connect. (Checks to see if SCCM jobs are halted or not) FALSE (Green) is good, TRUE (Red) is BAD.

Version 1.040 = 1) Added Processor Usage tab.

Version 1.039 = 1) Fixed initial connection problems. 2) Moved PC info to its own tab. 3) Added User tab (Printers and Network drives). 4) Added x64 detection for certain software.

Version 1.036 = 1) Fixed / enhanced "Windows Update Detection" and "Other Updates detection" on x64 PC's on the Installed patches tab.

Version 1.035 = 1) Added detection of Adobe Reader 11.0.00

Version 1.034 = 1) Corrected Adobe Reader blank string detection.

Version 1.033 = 1) Updated Groups tab. 2) Updated HOME to include Avecto version. 3) Added check to Uninstall (on installed software tab).

Version 1.032 = 1) Corrected "Installed Software" Uninstall button REBOOT=REALLYSUPPRESS tag added.

Version 1.031 = 1) Improved APPV tab layout and functionality. 2) Added help button.

Version 1.030 = 1) Improved the File Association detection tab.

Version 1.029 = 1) Added detection for Adobe Reader 9.5.1

Version 1.028 = 1) Added Install and Uninstall command line text entry boxes so any file can be run.

Version 1.025 – 1.027 = Minor application fixes and tweaks that were asked for by people.

Version 1.024 = 1) Re-worked so application will fit to minimum laptop 1200x600 size screen.

Version 1.023 = 1) Fixed Date ordering on Installed software and SCCM Execution history tabs.

Version 1.022 = 1) Added Lumensions detection.

Version 1.021 = 1) Fixed MSI list problem. 2) Fixed “select cell” issue.

Version 1.020 = 1) Updated SCCM tab (New features). 2) Corrected MIR agent versions detection issue.

Version 1.019 = 1) Changed Install Packages on Install Page to be Universal. (I.E. enter the package directory to install from...)

Version 1.018 = 1) Fixed Group-Member detection on x64. 2) Fixed Remote Command on x64. 3) Added “Who Run” to Task Manager (as seen above).

Version 1.017 = 1) Added Appsense agent detection. 2) Made tool universal.

Version 1.016 = 1) Added to MSI tab, the Installed date/time now shown for MSI's in the MSI Database.

Version 1.015 = 1) Fixed 32bit installed software detection as well as x64 software detection on x64 machine.

Version 1.014 = 1) Added Windows 7 x64 support. 2) Re-ordered Tabs. 3) Added colour to help button usage. 4) Updated Help File.

Version 1.013 = 1) Added Detica agent detection

Version 1.012 = 1) Fixed group membership issue.

Version 1.011 = 1) Added Disk tab.

Version 1.001 – 1.010 = 1) Primary design of tool.

DISCLAIMER

THIS RDT SOFTWARE IS PROVIDED "AS IS" AND ANY EXPRESSED OR IMPLIED WARRANTIES, INCLUDING, BUT NOT LIMITED TO, THE IMPLIED WARRANTIES OF MERCHANTABILITY AND FITNESS FOR A PARTICULAR PURPOSE ARE DISCLAIMED. IN NO EVENT SHALL Tim, OR ANY OF THEIR CONTRIBUTORS BE LIABLE FOR ANY DIRECT, INDIRECT, INCIDENTAL, SPECIAL, EXEMPLARY, OR CONSEQUENTIAL DAMAGES (INCLUDING, BUT NOT LIMITED TO, PROCUREMENT OF SUBSTITUTE GOODS OR SERVICES; LOSS OF USE, DATA, OR PROFITS; OR BUSINESS INTERRUPTION) HOWEVER CAUSED AND ON ANY THEORY OF LIABILITY, WHETHER IN CONTRACT, STRICT LIABILITY, OR TORT (INCLUDING NEGLIGENCE OR OTHERWISE) ARISING IN ANY WAY OUT OF THE USE OF THIS SOFTWARE, EVEN IF ADVISED OF THE POSSIBILITY OF SUCH DAMAGE.

Without limiting the foregoing, Tim makes no warranty that:

- i. the software will meet your requirements.
- ii. the software will be uninterrupted, timely, secure or error-free.
- iii. the results that may be obtained from the use of the software will be effective, accurate or reliable.
- iv. the quality of the software will meet your expectations.
- v. any errors in the software will be corrected.

The RDT Software and this documentation made available:

- vi. could include technical or other mistakes, inaccuracies or typographical errors. Tim may make changes to the software or documentation made available at any time.
- vii. may be out of date and Tim, its contributor, make no commitment to update such materials.

Tim, assume no responsibility for errors or omissions in the software or documentation available.

In no event shall Tim be liable to you or any third parties for any special, punitive, incidental, indirect or consequential damages of any kind, or any damages whatsoever, including, without limitation, those resulting from loss of use, data or profits, whether or not Tim has been advised of the possibility of such damages, and on any theory of liability, arising out of or in connection with the use of this software.

The use of the software is done at your own discretion and risk and with agreement that you will be solely responsible for any damage to your computer system or loss of data that results from such activities. No advice or information, whether oral or written, obtained by you from Tim, shall create any warranty for the software.